



Board of Directors Meeting

June 4, 2025, 8:00 am MT

Members Present

Spencer Barzee, Jan Bayer, Jeremy Burgess (incoming rep), Tonia Burk, Burke Davis, Brady Dickinson, Dana Facer, Hiroshi Fukuoka, Raini Hayden (incoming rep), Heath Jackson, Tyler Johnson, Mark Kress, Randy Lords, Starr Olsen, Shawn Tiegs (via zoom), Ted Reynolds, Rob Sauer

Staff Present

Mike Federico, Julie Hammons, Chad Williams, Morgan Potter, Conlin Coburn as secretary

Visitors

Larry Taylor, WIC

Tol Gropp, Timberline HS

Jason Warr, West Ada SD

Vince Mann, Borah HS

Paul Elston, Challis HS

Stacy Wilson, Buhl HS

Matt Harris, Ririe HS

Brian Walker, Boise SD

Cody Shelley, Blackfoot HS

Keri Carter, Canfield MS

Travis Hobson, Thunder Ridge HS

Andy Ankeny, Middleton HS

Tom Shanahan, Bishop Kelly HS

Luke Wolf, Kuna HS

Jennifer Murdock, Declo HS

Travis Bell, Highland HS

Jo Holloway, Centennial Baptist

AGENDA AMENDMENTS

A motion was made to add the NFHS and GoFan contract as an action item for Final Reading.

Motion carried

A motion was made to add the 2026-2028 Classification and Alignment as an action item for Final Reading.

Motion carried

CONSENT AGENDA

Chad Williams presented the financial report, noting that the fiscal year ends at the end of the month. He reviewed the current revenue budget percentages and highlighted several key areas. Interest and dividends are up over 1,000% due to strong investment performance. Volleyball is currently at 62% of the revenue budget, which is lower due to the reimbursement method used by Mountain America. Cross country came in at 218%, having performed very well, and swimming also exceeded expectations thanks to additional spectator seating that increased fan capacity. Baseball had a successful first year, generating approximately \$100,000—62% more than budgeted. Broadcasting and ticketing came in at 121%, as NFHS projections were exceeded (Pages 16-19).

Chad reviewed the expenses, beginning with the miscellaneous category, which is at 643%- largely due to a \$30,000 hotel bill paid this year for a charge from last spring. Website expenses were higher than normal because the outdated concussion video, which hadn't been updated in 10 years, which was replaced shortly after Chad began. The rule books expense line is at 59%, reflecting cost-saving measures implemented by Riley Jones to streamline the distribution process. The Interscholastic Star/SAC expense line is currently at 50%, as scholarship funds have not yet been disbursed. Overall, the organization is currently \$16,513.36 in the black, and even after settling a few remaining bills, it is expected to remain in a positive financial position.

A motion was made to approve the consent agenda which included the Balance Sheet and Financial Report from July 1, 2024, to May 31, 2025.

Motion carried

REPORT ITEMS

YEA

Julie Hammons provided an update from the spring YEA meeting held in May. She shared that the fund balance is currently at \$5.2 million, which is a strong position. The hope is that this amount will hold or improve by June 30th at which point disbursements will be determined based on the fund balance on that date. Of the disbursement total, 3.5% will be allocated to schools based on participation in the nine tournaments included in the YEA disbursements. The additional 0.5% will be distributed equally to all fully vested schools. The YEA board also determined that jamboree revenue will be split evenly between the participating schools, with 50% going to fully vested schools as part of their end-of-year disbursements, while the remaining 50% will be directed toward helping the participating non-vested schools move closer to full vestment.

A new donation idea was also introduced: Qualified Charitable Distributions. This program is designed for individuals of retirement age who are required to take minimum distributions from their 401k accounts. By donating those distributions directly to a qualified charity, individuals can avoid raising their taxable income. The YEA hopes to use this program as an outreach tool for individuals who are interested in supporting the program.

PlayFly

Morgan Potter provided an update on current contracts, announcing that Baden is now the official ball sponsor for soccer, volleyball, basketball, and softball. She also shared that the merchandise contract with MCU Sports has been renewed. Both agreements are five-year contracts.

Officials

Chad Williams reported that he recently met with the officials, but there are no new updates to share at this time.

Board Committees

- **State Tournament**

- **2026 Track Proposal-** Chad Williams reported that the State Tournament Committee reviewed and discussed several proposals that were presented; however, no final decisions were made (Pages 20-23).

A motion was made to form a committee to review all submitted track proposals, with the goal of combining them and potentially reconfiguring the structure of the state meet.

Motion carried

- **Split 3A/2A Golf-** Julie Hammons addressed ongoing issues within the smallest classification of golf. Over the past few years, the number of qualifiers has grown significantly—nearly double that of the 4A classification—making it increasingly difficult to manage a state tournament. Matt Harris presented

a proposal to the board to address the issue. He explained that the classification may have reached a saturation point, where the volume of participants is becoming unmanageable for tournament hosts and golf courses. One potential solution discussed was splitting the classification into two. Harris noted a natural divide in school numbers between the 3A and 2A levels that could serve as a logical point for reclassification. His intent was to initiate the conversation and bring attention to the issue at the state level (Pages 24-25).

It was recommended to take a year or two to work with golf courses and gather data on the number of individual golfers compared to the number of teams. The goal would be to explore splitting the 3A and 2A/1A tournaments for adoption by the spring of 2027.

- **Future Baseball/ Softball Sites-** Mike Federico discussed the upcoming State Baseball and Softball sites, mentioning a proposal to move state baseball games from Orofino. This topic will be addressed further during the action agenda.

Julie Hammons also noted potential issues with the scheduled softball sites for the upcoming year. Currently, tournaments are set to be held in Orofino and Moscow, which presents a conflict due to the University of Idaho and LCSC graduations taking place the same weekend. She mentioned that the 2A tournament may remain in place, as it only involves six teams, but the 3A tournament will need to be relocated. Timberlake High School is a possible host for the 3A division, but she is actively working to secure a new state softball site in either District II or District I.

- **Tennis Seeding Proposal-** There were three proposals for the committee to review regarding how the classifications are seeded (Pages 26-28).

A motion was made to approve the first tennis seeding proposals for a First Reading with modifications as needed.

Motion carried

- **Girls Wrestling Proposal: Twin Falls-** Chad Williams reported on the girls' wrestling proposal presented by Twin Falls High School. He stated that the Girls' Wrestling Expansion Committee has already reviewed a similar proposal. No action was taken.
- **Memorial Awards Selection-** Julie Hammons reported that the votes have been tallied and will be announced later in the meeting.
- **Budget FY26**
The Budget Committee reviewed the fiscal year 2026 budget and noted that it is over \$3 million.

Contracts

- **PlayOn**

- **GoFan-** Chad Williams discussed our contract with GoFan, the company we use for ticketing. The service they provide is reliable and we enjoy working with them. This topic will be addressed later.
- **NFHS Network-** Mark Koski, Chief Marketing Officer of the NFHS Network, gave a presentation to the board providing an update on the Network's direction as well as educating them on its functions. Chad noted that customer service is a strong point for NFHS and that they are actively working to improve it further. Revenue from the NFHS Network is growing significantly and benefiting both us and the schools. PlayOn, the leading company in this space, has merged with GoFan, NFHS Network, and MaxPreps. As these entities continue to integrate, it is expected to benefit us, and we will receive more information on how this will support the schools.

2025 NFHS Legal Meeting

Chad Williams reported on the 2025 NFHS Legal Meeting and emphasized the common goal discussed across all states, was providing opportunities for kids. He mentioned discussions about legislatures becoming involved with transfer rules and highlighted that other states are facing similar issues. He stressed that the purpose of transfer rules is to create a level playing field. Overall, he said the legal meeting was a success, and he gained valuable insights.

School of Excellence: Final Standings

Julie Hammons reported on the Schools of Excellence awards that were announced last week and congratulated all of the winners. She noted how close the point totals were, with only a six-point difference between the top two 5A schools out of 5,000 possible points. She expressed pride in the program, saying it truly highlights what high school sports and activities are all about. She encouraged administrators to review the standards and use them to boost school camaraderie and spirit. The Schools of Excellence plaques will be presented at the annual meeting on August 6th at 1:30 PM (Pages 29-35).

2025 Administrative Workshops

Chad Williams reported that the Administrative Meeting schedule has been posted on the website and encouraged everyone to review it.

Media Days

Mike Federico reported that the 2025–2026 Media Days have been scheduled and are available on the Media page of the website. These meetings provide an opportunity for mainstream media members to connect with IHSA staff, discuss rule changes, and stay informed on current developments. The goal is to ensure accurate and up-to-date information is shared. Media credentials will also be available for pickup at the event.

2025 Spring Concussions

Chad Williams reviewed the spring concussion data and noted that while some trends are present, this year's numbers are lower than in previous years. He also shared that schools could request their individual data if they would like to review their trends over the years (Page 36).

2025 State Golf

Julie Hammons reviewed State Golf and commended Stacy Wilson and Jennifer Murdock for doing an excellent job hosting the state tournament. She also reported on the financials for State Golf, noting that there is currently no revenue generated. While other states are able to make money from their state golf events, Idaho does not. Currently, golf courses are only paid \$1,200 for the three-day tournament.

The idea of charging for parking, similar to what is done at cross country events, was discussed as a possible way to generate revenue. Julie mentioned that any revenue collected would not go to the IHSA but would instead go directly to the golf courses. She plans to attend the golf meetings at the upcoming NFHS summer conference to explore potential strategies other states use to bring in funding.

2025 State Softball

Julie Hammons reviewed the financials for State Softball, noting that inclement weather created additional challenges. She commended the managers for doing an excellent job despite the conditions. Larry Taylor hosted at Quad Park in Caldwell but reported that the site presented difficulties due to limited amenities. As a result, alternative venues are being considered for future tournaments. Julie and Tonia have met to discuss potential options and are also reviewing a letter from District VI regarding the matter.

2025 State Baseball

Mike Federico reported on State Baseball, noting it was the first year under IHSA and included a change in format. This is part of a two-year pilot, so there's one more year to go. Feedback has been gathered from those involved, and adjustments will be considered moving forward. There were 20 play-in series held across the state, which presented some challenges given that it was a new process. Mike noted that host sites generally performed better financially than neutral sites and suggested this could be considered for play-in games in other sports. Overall, the play-in sites generated nearly \$19,000 in revenue. While some expenses and revenue are still being finalized, the championship series went well. Mike thanked the managers for working hard to manage onsite costs. Overall, it was a successful first year of sanctioning State Baseball.

- **MaxPreps Reports-**He reviewed the MaxPreps rankings for both the play-in and championship series. The goal was to feature the best matchups in the championships. The tournament was structured to give higher-seeded teams an advantage while also reducing travel distances for schools. Sites were spread across the entire state and included every classification, allowing new schools the opportunity to host. The data showed that if the top eight seeds were taken, only one number eight seed failed to advance to the series. The "if necessary" games were challenging, but 17 of the 20 top four seeds made it to the championship series. Out of 52 teams, 20 traveled outside of their local area. However, securing hotel accommodations was difficult, and this is an issue that needs to be addressed. Regarding back-to-back weekend travel, only one team experienced that.
- **Pro's & Cons Report-** He discussed a pros and cons list he prepared, which is provided below for review. One notable point was that this was the first tournament besides football to allow team entry through MaxPreps. However, two districts added games after their district championships to improve their MaxPreps rankings. This was an unforeseen situation that will be addressed to prevent it from happening in the future. Overall, the tournament worked the way the committee designed it (Pages 37-38).

2025 State Tennis

Mike Federico discussed State Tennis, noting that due to significant rain on Saturday, all matches were moved indoors. Expenses remained consistent overall; however, the bill from BOAS is still outstanding and is expected to be substantial. The Band App was heavily utilized for communication with parents and coaches and performed exceptionally well. Tennis Reporting reported there were approximately 10,000 views on Friday and 14,000 on Saturday for the live scoring, which suggests "real time" scoring could be beneficial for other sports as well. Trainer expenses increased by about \$3,500, as trainers were available each day of the tournament. Additionally, officials were assigned to every site throughout the tournament. There was discussion about the possibility of moving the tournament to Monday and Tuesday, in order to alleviate some of the congestion and scheduling challenges caused by the number of events taking place that weekend.

2025 State Track

Chad Williams reviewed the State Track financials, noting that gate revenue was up this year despite the weather. This increase may be attributed to the \$1 ticket price increase. Historically, the state track meet operates at a loss due to the large number of personnel required to run the event. One recurring topic has been the pole vault event at Middleton, which in past years has extended into the night. This year, Andy Ankeny ensured proper lighting was available, though the event did not run late. Additional discussion will be needed to find a long-term solution. Additionally, the running event schedule at Middleton was adjusted to begin earlier on Friday, which received positive feedback.

August 2025, IHSAA Board Meeting Schedule

- Tuesday August 5
 - 8:00 am: Work Session
 - 2:00 pm: Board Meeting
- Wednesday, August 6
 - 1:30 pm: Annual Meeting
 - 6:30 pm: Hall of Fame

Chad reminded everyone to review the schedule, which remains the same as last year. Hall of Fame tickets will go on sale tomorrow morning. Julie also noted that raffle items are needed from each district.

Classification Assignments 26-28

- Petitioning timeline
 - September 10, 2025: Classification petitions due to the IHSAA office (Rule 2-3).
 - September 30, 2025: Board will approve or deny classification petition
 - November 1, 2025: Deadline to notify the IHSAA of changes to district alignment (e.g., districts combining).
 - December 1, 2025 Representation will be determined

Chad Williams provided an update on enrollment numbers. He noted that the yellow-highlighted data represents information that has not yet been submitted, but it is not expected to impact classifications or result in any changes (Page 39).

Student Advisory Council

Mike Federico provided an update on the 2025–26 Student Advisory Council. There are 15 returning members and 11 new members; however, there were no applicants from District 1. The SAC aims to have two juniors and two seniors from each district. The returning seniors met last week to establish priorities and goals for the upcoming year. One of their main objectives is to conduct fall outreach to engage more students and promote student engagement. The SAC retreat is scheduled for the end of July, during which the students will work on their goals and plan their participation in upcoming Admin Meetings. Samantha Parsons from Payette will serve as the SAC President for 2025–26.

Star Award Selection

Mike Federico discussed the Interscholastic Star Awards, which highlight the best of the best in academic-based activities, community service, and leadership. This year, there were 56 applications, and six students, one from each classification, were selected as Star Award winners. Each recipient receives a banner, trophy, cash award, and a monetary award for their school. Gracie Ford from Lake City High School was named the overall Interscholastic Star and will speak at the Hall of Fame Banquet. Her photo and story will also be featured on the back of next year's program.

Eligibility Waiver Data

Chad Williams presented hardship data from the past four years, highlighting the various approval percentages and noting how few cases are actually denied. He emphasized that the board makes every effort to allow students the opportunity to participate whenever possible.

	Total Eligibility Waivers 21-25, 4yrs.			
	Varsity	JV	Deny	Total
Academic	30	17	20	67
5th Year	5	0	4	9
Other	362	191	13	566
Total	397	208	37	642

	Total Appeals 2024-25			
	Varsity	JV	Deny	Total
Total	59	37	3	99
%	59.60%	37.37%	3.03%	15.42%
Grand Total % Denied Participation				0.47%

Sept 30, 2025, Board Meeting location District VI

The September meeting will be held in District VI. The exact location has not yet been determined and will be announced in August.

Board Member Expiring Terms

- IAAA: Ted Reynolds, replacement Jeremy Burgess
- ISBA: Starr Olsen, replacement Raini Hayden
- District VI: Heath Jackson, re-elected for 2nd term

Board of Control Survey Results

Chad noted that the results are not yet available but should be ready by August.

Rules & Regulations / By-Laws

- **No Contact Period: Rule 17-** Chad highlighted that the upcoming No Contact Period is August 4th-August 10th.

ACTION ITEMS- FINAL READINGS

State Wrestling in Moscow

Chad Williams and Shawn Tiegs met with representatives from the University of Idaho to discuss ticket and security costs. According to those with authority, the changes are expected to move forward. Chad recommended keeping the item at final reading and completing the process at the August meeting. Shawn added that the positive aspect of the new ticketing arrangement is that it will apply to all activities hosted at the University of Idaho, not just wrestling, which should help with pricing for volleyball and football as well.

A motion was made to leave the Wrestling in Moscow proposal as a Final Reading with modifications as needed.

Motion carried
14 Approve, 1 Deny

World Schools Debate

Julie Hammons stated that the proposal will take effect in the 2025–26 school year and noted that all the coaches involved are in favor. World schools will replace Policy.

A motion was made to approve the World Schools Debate with modifications as needed as a Final Reading.

Motion carried

Officials Passes

Chad Williams explained that this was approved as a first reading, but the wording needed to be adjusted slightly. The motion was revised to include that middle schools can also purchase some.

A motion was made to approve the Officials Passes through DragonFly, costing \$35 and allowing a plus one with modifications as needed as a Final Reading.

Motion carried

2026 State Softball Representation

A motion was made to approve 2026 State Softball Representation with modifications as needed as a Final Reading.

Representation

6A		5A		4A		3A		2A	
I	1.5	I-II	1	I	.5	I-II	2	II	2*
III	4.5	III	2	III	2.5	III	2	III-IV	2*
V-VI	2	IV	2	IV	1.5	IV-V	1.5	<i>*Next two best MaxPrep seeds</i>	
		V	1	V	2	VI	2.5		
		VI	2	VI	1.5				

Motion carried

2026 State Play-in Softball

Julie stated that she is working with Bryan Rojas to arrange a backup plan for weather or field conditions, as the event has been moved from Lewiston to Grangeville. If the fields in Grangeville are in good condition, the event will be held there; otherwise, it will be relocated.

Play-In Games

6A	4A
1B May 9, 2026	1A May 9, 2026
3E Time 1:00 pm PT	3C Time 3:00 pm PT
Grangeville HS	Grangeville HS
4A	3A
4B May 9, 2026	4-5B May 9, 2026
6B Time 1:00 pm	6C Time 1:00 pm
Blackfoot HS	Blackfoot HS

A motion was made to approve the 2026 State Play-in Softball dates, times and sites with modifications as needed as a Final Reading.

Motion carried

2026 State Track & Field Representation

A motion was made to approve the 2026 State Track & Field Representation with modifications as needed as a Final Reading.

6A	District	Indiv. Events	Relays	4A	District	Indiv. Events	Relays
	I-II	2*	1*		I	2*	1*
	III	10*	4*		III	5	2*
	IV-V-VI	3*	2*		IV	3	2
<i>* Next best mark statewide qualifies</i>					V	3*	1*
					VI	2*	1*
				<i>*Next best mark statewide qualifies</i>			
5A	District	Indiv. Events	Relays	3A	District	Indiv. Events	Relays
	I-II	2*	1		I-II	3*	1**
	III	3*	2		III	4	1**
	IV	3*	2		IV-V	5*	1**
	V	2	1		VI	3*	1**
	VI	3*	2	<i>*Next best mark statewide qualifies ** Next four best marks qualify</i>			
<i>*Next three best marks statewide qualify</i>				2A	District	Indiv. Events	Relays
					I-II	5	2
					III	4	2
					IV	4	2
					V-VI	3	2

Motion carried

2026 State Tennis Representation

A motion was made to approve the 2026 State Tennis Representation with modifications as needed as a Final Reading.

6A CLASSIFICATION – 16 reps.

	I-II	III	IV-V-VI
2025	3 of 3 = 100%	10 of 14 = 71%	3 of 5 = 60%
2026	2 of 3 = 67%	10 of 14 = 71%	4 of 5 = 80%
Cycle Total	167%	142%	140%

5A CLASSIFICATION – 16 reps.

	I-II	III	IV	V	VI
2025	3 of 4 = 75%	4 of 6 = 67%	4 of 6 = 67%	1 of 2 = 50%	4 of 6 = 67%
2026	2 of 4 = 50%	4 of 6 = 67%	4 of 6 = 67%	2 of 2 = 100%	4 of 6 = 67%
Cycle Total	125%	134%	134%	150%	134%

4A CLASSIFICATION – 13 reps.

	I-II	III	IV-V-VI
2025	5 of 6 = 83%	4 of 5 = 80%	4 of 4 = 100%
2026	5 of 6 = 83%	5 of 5 = 100%	3 of 4 = 75%
Cycle Total	166%	180%	175%

Motion carried

2026 State Baseball Representation

Mike Federico reported that the requested change for 4A in District 3 was approved. As a result, District 3 will receive an additional berth, and there will be only two at-large teams for 2026, which differs from the original proposal.

6A – 21 Teams

DISTRICT	I	III	IV-V-VI
2025	1 of 3 33%	5 of 13 38%	2 of 5 40%
2026	1 of 3 33%	5 of 13 38%	2 of 5 40%
2-Year Percentage	66%	76%	80%

- 4 At-Large Teams

5A – 26 Teams

DISTRICT	I-II	III	IV	V	VI
2025	1 of 4 25%	2 of 7 29%	2 of 6 33%	1 of 3 33%	2 of 6 33%
2026	1 of 4 25%	2 of 7 29%	2 of 6 33%	1 of 3 33%	2 of 6 33%
2-Year Percentage	50%	58%	66%	66%	66%

- 4 At-Large Teams

3A – 21 Teams

DISTRICT	I-II	III	IV-V	VI
2025	2 of 5 40%	2 of 6 33%	2 of 5 40%	2 of 5 40%
2026	2 of 5 40%	2 of 6 33%	2 of 5 40%	2 of 5 40%
2-Year Percentage	80%	66%	80%	80%

- 4 At-Large Teams

2A – 17 Teams

DISTRICT	II	III-IV
2025	2 of 8 25%	2 of 9 22%
2026	2 of 8 25%	2 of 9 22%
2-Year Percentage	50%	44%

- 4 At-Large Teams

4A – 19 Teams

DISTRICT	I	III	IV	V	VI
2025	1 of 2 50%	1 of 6 17%	1 of 4 25%	1 of 4 25%	1 of 3 33%
2026	1 of 2 50%	2 of 6 33%	1 of 4 25%	1 of 4 25%	1 of 3 33%
2-Year Percentage	100%	50%	50%	50%	66%

- 3 At-Large Teams 2025
- 2 At-Large Teams 2026

A motion was made to approve the 2026 State Baseball Representation with modifications as needed as a Final Reading.

Motion carried

2026-2027 State Tournaments Sites

Mike Federico noted that for 2A and 6A baseball, multiple sites are listed on the calendar, with backup sites designated depending on the number of teams qualifying from the same district. If all qualifying teams come from the same district, travel for those teams can be minimized (Page 40).

- **5A State Soccer - requested information-** Julie Hammons shared feedback that was requested from Sandpoint regarding their ability to host State Soccer. The community believes there are ample facilities to support the event. While acknowledging the significant travel involved, the entire city is enthusiastic about hosting. Play-in games will be held at the Field of Dreams, with both the boys' and girls' state championship games taking place back-to-back at the large stadium by the lake.

A motion was made to approve the 2026-2027 State Tournament Sites with modifications as needed as a Final Reading.

Motion carried

2027-2028 State Tournaments Sites

Julie Hammons noted that there are still some open spots on the schedule, but they hope to have those filled soon. She added that, at the very least, schools now have a general idea of what area of the state the tournaments will be held in.

A motion was made to approve the 2027-28 State Tournament Sites from tentative to approved with modifications as needed as a Final Reading.

Motion carried

Girls Wrestling Expansion

A motion was made to approve the Girl's Wrestling Expansion proposal with modifications as needed as a Final Reading.

Motion carried

Wrestling Proposal 1 Rule Change

A motion was made to approve the Wrestling Proposal 1 Rule Change with modifications as needed as a Final Reading.

Proposed: Wrestling Rules & Regulations

"To be eligible for district and state competition, each wrestler must weigh in at scratch weight and be available to compete on three of the sixteen regular season dates. The coach must provide verification that the wrestler has met the three required weigh-ins before the district seeding meeting. Each weigh-in will count toward one of the wrestler's sixteen regular season dates."

Current: Wrestling Rules & Regulations

"To be eligible for district and state competition, each wrestler must weigh-in at scratch weight, then compete at scratch weight, or up one weight above scratch weight, on three of the 16 regular season dates. The coach must be able to provide verification that any wrestler has made the three required weigh-ins before the seeding meeting. One may only count weigh-ins conducted at meets in which your school participates. "

Motion carried

Rule 2-5-3b : MaxPreps Fine

Mike Federico discussed two key changes. First, language was added to clarify the use of Pacific Standard Time. Second, the Board asked to explore the implementation of a fine for schools that fail to enter their data by the deadline. Alisa Dancer, our MaxPreps contact, noted that she can print a report identifying which schools did not submit their information, and those schools would be subject to a \$1,500 fine. This fine will not impact rankings but is intended to encourage timely data submission.

Julie Hammons mentioned that the requirement will apply only to team sports, as individual sports cannot be verified in the same way. One challenge is that games not appearing on MaxPreps could still be missed. New guidelines will be developed, particularly regarding forfeits, and that information will be shared during the upcoming administrative meetings.

A motion was made to approve the Rule 2-5-3b: Max Preps Fine with modifications as needed for Final Reading.

2-5-3b: Proposed

b. All regular season and district tournament game scores must be entered by each member school on MaxPreps by midnight, Pacific Time, on the Saturday preceding the state tournament. Schools that fail to meet this deadline will be fined \$1,500 per sport. Any scores submitted or modified after the deadline will not be included in the final rankings.

2-5-3b: Current

b. Regular season and district tournament game scores must be posted by each member school on MaxPreps prior to midnight the Saturday prior to the state tournament. Scores posted and/or altered after the Saturday deadline will NOT be included in the final rankings.

Motion carried

2025-2026 Officer Selection

A motion was made to nominate Shawn Tiegs as the 2025-2026 Board of Directors President.

Motion carried

A motion was made to nominate Mark Kress as 2025-2026 Board of Directors Vice President.

Motion carried

2025-2026 IHSAA Directors Contracts

A motion was made to approve the 2025-2026 IHSAA Directors Contracts with modifications as needed as a Final Reading.

Motion carried

2025-2026 Budget

Chad Williams discussed that the budget was reviewed yesterday, and noted that Mike, Julie, Amanda and himself spent a significant amount of time on it. He reported that overall, we will finish in the positive. While the budget involves some projections, the goal is always to stay within 3% of actuals (Pages 41-43).

A motion was made to approve the 2025-2026 Budget with modifications as needed as a Final Reading.

Motion carried

2024-2025 Awards

- **Official of the Year-** There is one nomination from each district for an official who stands out for their hard work and dedication.

Winner: Steve Hudson, a football and basketball official from District I.

- **Spirit of Sport-** These nominations can come from a variety of individuals, typically from schools. The recipients are often current coaches or players who have faced adversity and demonstrated how the spirit of competition helped them rise above it.

Winner: Bennet Smith, a student from Fruitland High School.

- **Dick Fleischmann Memorial** - This award is given to recognize individuals who manage state tournaments and help with playoffs.

Winner: Robert Parker, Pocatello High School Athletic Director.

- **Wes Lowe Memorial-** For administrators and coaches who understand the value of education-based activities and are dedicated to teaching lifelong lessons to students through activities.

Winner: Tim Chapman, Shoshone High School Athletic Director

- **Duane D. Wolfe-**This award recognizes individuals and groups outside of the school community such as businesses, boosters, and volunteers, who generously donate their time and resources.

Winner: Earl Vicory, longtime volunteer at Orofino High School.

A motion was made to approve all 2024-2025 award recipients as a Final Reading.

Motion carried

Classification Assignments 2026-2028

Chad Williams reported that the enrollment numbers are now available, and the new classification and alignment has been made based on those numbers (Page 44).

A motion was made to approve the 2026-28 Classification Assignment with modifications and needed as a Final Reading.

Motion carried

NFHS Contract and GoFan Contract

A motion was made to approve the NFHS and GoFan 10-year rolling contract extension with modifications as needed, as a Final Reading.

Motion carried

ACTION ITEMS-FIRST READING

Regular Membership Requirements

Julie Hammons discussed how, over the past few years, new schools have joined the IHSAA but often don't fully understand the structure of the IHSAA or its requirements. She emphasized that it's in these schools' best interest to first join as associate members, allowing them to familiarize themselves with all the requirements. While district expansions might request a bypass, individual schools need to follow this process to ensure proper understanding and compliance.

A motion was made to approve the Regular Membership Requirements Proposal with modifications as needed as a First Reading.

ARTICLE I. MEMBERSHIP

Section 1. A. **Regular Members.** Any public or private school within the State of Idaho that meets the accrediting standards of secondary schools as required by the State Board of Education and facility and program requirements for interscholastic competition as outlined by the IHSAA Board of Directors is eligible to become a regular member of the corporation. **In order to become a regular member of the corporation, schools must a) serve as an associate member for two years, or b) request permission to apply for direct regular membership from the IHSAA Board.** Application for membership by schools in the State must be approved by a two-thirds vote of the Board of Directors as a Final Reading at the January IHSAA Board of Directors meeting the school year prior to membership.

All applicants for regular membership in the IHSAA must meet the following facility and program requirements.

1. Facility Requirements
 - a. Demonstrate the ability to host competition and provide a safe and appropriate environment for those activities the school chooses to sponsor.
 - b. Demonstrate the ability to meet the following field and gym conditions:
 1. Meets National Federation field/court specifications (ex. – size, length, ceiling height)
 2. Playing surface – safe and adequately maintained, properly marked
 3. Crowd control capabilities – (Security barrier)
 - c. Demonstrate the ability to meet the following facility amenities:
 1. Adequate spectator seating/viewing area
 2. Available restrooms
 3. Score boards – public address system when needed
 4. Crowd control management
 5. Adequate locker room for visiting teams
 6. Adequate team areas – (sideline benches, etc.)
 7. Adequate parking for visiting team buses and spectators
2. Program Requirements
 - a. Schools seeking membership in the IHSAA that are established for the purpose of selecting students on the basis of skills and technique in an IHSAA-sponsored activity would be ineligible to compete against member schools in that activity.
 - b. **Associate Members.** Schools not meeting the State Board of Education accreditation standards are eligible to become associate members of the corporation. An associate member shall have the same privileges as a regular member except that it shall have no right to vote, shall not be entitled to participate in district or state tournaments, and shall not be entitled to championship awards.
 - c. With the payment of annual membership dues to the corporation, both classes of members agree to subscribe to the by-laws, rules and regulations promulgated by the corporation.

Motion carried

Middleton Girls Basketball Request

Middleton High School's Girls Basketball team submitted a request to compete at the 6A level for the upcoming year. The rule requires superintendent approval, and the request received strong support. Andy Ankeny, Middleton's Athletic Director, discussed how the previous season was challenging because the team was winning by extremely large margins, which he felt was not beneficial for either team involved (Pages 45-46).

A motion was made to move the Middleton Girl's Basketball Request to a Final Reading with modifications as needed.

Motion carried

14 Approve, 1 Deny

DISCUSSION ITEMS

1. **Classification Committee Priorities-** Chad Williams discussed the classification petitioning timeline, noting that the current window is too short and needs improvement. He mentioned that the Board has given him direction to form a committee to address this issue. The bullet points he shared highlights key ideas for consideration, and he asked the board to prioritize these topics to guide discussions with the committee.

- Enrollment
- Participation numbers
- Socio economic status
- Extended boundary school multiplier

Some points raised for prioritization included whether schools that win a certain number of championships consecutively should be required to move up a classification, the importance of maintaining competitiveness, and the potential use of a multiplier for schools with extended boundaries, such as charter or private schools. Discussion also covered considering an out-of-district enrollment multiplier and the need to balance classification sizes. The topic will stay on the Discussion Items for the next meeting to provide another opportunity to review the priorities.

2. **Transfer Rules-** Chad Williams formed a transfer rules committee with two representatives from each district, one from a large school and one from a small school, in response to HB 237. During the first meeting, objectives were set, and the committee was tasked with reviewing transfer rules from another state. At the second meeting, legislative members were invited, and the committee reviewed additional information about transfer rules from other states. By the third meeting, the legislative members had gained a clearer understanding of the committee's perspective based on their research. Legislators indicated that the rules should change but did not specify how. During that meeting, the committee discussed every possible idea from various states. Then, last week, the committee met again and began narrowing down the points they agreed on regarding transfer rules.

Chad explained that the committee agreed there still needs to be a bona fide move requirement and a hardship process. They also agreed that eligibility should be automatic upon transfer, noting that very few transfer requests are actually denied. Since students already choose their school as freshmen, the idea was floated to allow transfers in any year, potentially with penalties attached, such as a postseason ban. The committee was tasked with gathering input from their constituents to help decide direction and bring a proposal forward in September. It was noted that postseason bans can be lifted through restraining orders, so that option might not be effective. No action taken at this time.

3. **Play-off Format Agenda, Committee Proposals, Survey Results-** Chad said the playoff committee has met several times and distributed a survey with three proposals for the schools to vote on. The results were compiled into a spreadsheet, with each proposal rated on a scale of 1 to 5. He noted that everyone who voted in District 3, as well as the 6A group, ranked the 40% bracket proposal last, while all other voters ranked it as their first choice. The 6A group created their own proposal, which sparked a lot of discussion regarding classifications being able to create their own proposal (Page 47).

A motion was made for a substitute motion to advance the 40% bracket proposal as the new play-off format for 1A-5As as a First Reading with modifications as needed.

Motion failed
Approve 7, Deny 8

A motion was made to advance the 40% bracket as the new play-off format for all classifications as a First Reading, with modifications as needed.

Motion carried
Approve 12, Deny 3

4. **IHSAA Goals** -The IHSAA directors reviewed last year's goals and stated they feel those goals were accurately accomplished. Chad asked for feedback on the new goals set that are listed below, or suggestions for new goals in the future. No action was taken.

- **Update classification timeline**
- **Begin visiting in person the 171 members schools**
- **Attend district superintendent, principal, and activities director meetings.**
- **Technology Implementation**
 - **Officials' cards**
 - **Cooperative applications**
 - **Special request: Jerseys, Rule 12, Medical**

5. **Sportsmanship Awards Criteria**- Tonia Burk discussed that the Schools of Excellence criteria currently do not include softball and baseball in the sportsmanship component. She proposed integrating these sports into the program. The plan would mirror other state tournaments by awarding a T-shirt to a fan from each participating school who demonstrates good sportsmanship and presenting a plaque to the team that displays the best sportsmanship. She added that softball umpires are in support of this addition and believe it would be a very positive initiative.

A motion was made to move the Sportsmanship Award Criteria for softball and baseball to a First Reading with modifications as needed.

6. **100 Year Celebration**- Julie Hammons noted that the 2025-2026 school year marks the IHSAA's 100-year anniversary. She shared that other states have celebrated similar milestones with festivities such as commemorative logo banners, swag, books, and pins. The question was posed to the board about how they would like to celebrate the anniversary. However, it was noted that no funds have been allocated for this in the current budget.

A motion was made to have the president put a committee together to come up with ideas for the 100-year celebration.

Motion carried

Meeting adjourned at 12:17 p.m.

IHSAA FINANCIAL STATEMENT @ 12/31/24

	2024-25 YTD	2023-24 YTD	2024-25 Budget	% OF BUDGET	2023-24 Reviewed
REVENUE					
GENERAL					
Sponsorships	\$561,325.02	\$520,343.27	\$700,000.00	80%	\$729,302.07
Catastrophic Insurance	139,840.00	139,622.00	140,000.00	100%	140,546.00
Memberships	94,190.00	94,016.00	95,000.00	99%	94,636.00
Activity Cards	266,816.00	247,932.00	247,500.00	108%	253,440.00
Interest/Dividends	36,058.46	29,245.87	2,500.00	1442%	52,624.27
Fines	805.00	675.00	0.00	0%	675.00
Publication Ads	0.00	0.00	0.00	0%	0.00
Misc. Publications	0.00	0.00	0.00	0%	0.00
Misc. Income	2,535.00	870.00	2,500.00	101%	1,001.00
All Star Percent.	0.00	0.00	0.00	0%	0.00
Hall of Fame	10,346.32	5,673.55	8,500.00	122%	5,673.55
Donations	0.00	0.00	0.00	0%	0.00
TOTAL GENERAL	\$1,111,915.80	\$1,038,377.69	\$1,196,000.00	93%	\$1,277,897.89
OFFICIALS					
Registration Fees	\$37,622.86	\$36,804.14	\$40,000.00	94%	\$37,103.64
Rule Books	35.00	120.00	100.00	35%	120.00
Spirit Tech Judge Reg.	0.00	105.00	100.00	0%	105.00
Speech Arts Fees	0.00	0.00	0.00	0%	0.00
TOTAL OFFICIALS	\$37,657.86	\$37,029.14	\$40,200.00	94%	\$37,328.64
ACTIVITIES					
Football	\$294,794.70	\$286,343.02	\$327,000.00	90%	\$287,364.02
Volleyball	43,234.60	70,737.02	70,000.00	62%	70,737.02
Cross Country	32,667.70	5,935.00	15,000.00	218%	5,935.00
Swimming	17,580.45	12,550.15	12,500.00	141%	12,550.15
Boys Basketball	323,780.33	363,644.85	388,500.00	83%	363,644.85
Girls Basketball	185,685.76	152,627.40	164,500.00	113%	152,627.40
Wrestling	157,427.10	150,184.70	155,000.00	102%	150,184.70
Soccer	65,693.80	90,642.20	73,500.00	89%	90,642.20
Track	78,788.04	55,889.95	80,000.00	98%	80,845.95
Softball	49,715.30	26,556.10	50,000.00	99%	34,903.10
Baseball	97,095.35	0.00	60,000.00	162%	0.00
Dance/Cheer	130,682.05	106,634.90	116,000.00	113%	106,634.90
Speech Arts	300.00	425.00	100.00	300%	425.00
Programs	25,547.00	25,979.71	30,000.00	85%	29,766.71
Vendor Fees	1,500.00	1,800.00	1,500.00	100%	1,800.00
Merchandise Rights	0.00	0.00	0.00	0%	0.00
Ball Contract	0.00	0.00	0.00	0%	0.00
Broadcast/Ticketing Rights	169,179.90	69,245.45	140,000.00	121%	108,572.45
YEA Management	20,287.80	13,260.00	27,000.00	75%	26,520.00
Revenue Share	0.00	0.00	10,000.00	0%	
TOTAL ACTIVITIES	\$1,693,959.88	\$1,432,455.45	\$1,720,600.00	98%	\$1,523,153.45

IHSAA FINANCIAL STATEMENT @ 12/31/24

TOTAL REVENUE	\$2,843,533.54	\$2,507,862.28	\$2,956,800.00	96%	\$2,838,379.98
EXPENSES					
<u>GENERAL</u>					
Publications	\$0.00	\$376.61	\$500.00	0%	\$416.60
Committees	4,733.21	5,585.38	7,500.00	63%	6,032.86
Board of Directors	56,926.04	45,603.44	62,000.00	92%	59,539.86
Office Supplies	7,606.69	6,398.89	7,500.00	101%	7,906.81
Repair & Maintenance	5,220.72	10,288.11	36,186.00	14%	10,324.11
Xerox Mntnce Agrmnt	2,949.33	10,247.51	8,000.00	37%	12,186.02
Printing	4,852.21	3,222.77	2,000.00	243%	3,642.03
Dues & Subscrip.	9,131.05	9,152.27	12,000.00	76%	9,790.97
Public Relations	12,430.00	2,220.00	5,000.00	249%	12,210.00
Property Tax Expense	0.00	0.00	0.00	0%	0.00
Miscellaneous	38,591.71	4,187.15	6,000.00	643%	9,209.25
Intern	2,559.00	4,260.00	2,500.00	102%	5,406.79
Equipment/Furniture	2,665.79	14,829.92	15,000.00	18%	15,838.83
Automobile	1,862.03	3,987.94	5,000.00	37%	6,395.91
Utilities	8,377.02	6,012.07	8,000.00	105%	7,071.82
Telephone/Internet	3,063.27	6,121.24	4,000.00	77%	7,145.30
Bank Charges/NSF Checks	171.72	144.16	200.00	86%	272.84
Travel	37,070.74	27,849.81	45,000.00	82%	37,030.76
Catastrophic Ins.	178,962.14	174,305.66	175,000.00	102%	174,305.66
Legal	11,542.38	1,233.00	10,000.00	115%	1,909.50
Accounting	11,100.00	10,250.00	11,000.00	101%	10,250.00
Postage	4,565.87	4,454.05	6,500.00	70%	6,025.80
Hall of Fame	28,252.35	22,902.33	26,000.00	109%	22,902.33
Insurance	14,328.00	15,749.00	16,500.00	87%	15,950.00
Website Expense	11,185.00	6,195.00	7,500.00	149%	6,195.00
TOTAL GEN. EXP.	\$458,146.27	\$395,576.31	\$478,886.00	96%	\$447,959.05
<u>PERSONNEL</u>					
Salaries	\$466,016.86	\$437,535.33	\$508,314.00	92%	\$492,745.01
Payroll Taxes	91,558.00	82,552.08	97,100.00	94%	92,963.00
Employee Benefits	93,567.15	78,391.20	99,500.00	94%	91,506.35
Contract Labor	6,238.33	5,850.00	7,000.00	89%	7,650.00
Education/Training	0.00	99.00	2,000.00	0%	99.00
TOTAL PERSONNEL	\$657,380.34	\$604,427.61	\$713,914.00	92%	\$684,963.36
<u>OFFICIALS</u>					
Rule Books	\$26,683.44	\$44,691.28	\$45,000.00	59%	\$44,794.76
Rules Clinics	24,936.43	27,142.36	30,000.00	83%	28,242.36
Background Checks	0.00	0.00	0.00	0%	0.00
Officials Training	900.00	1,415.87	3,500.00	26%	1,415.87
Officials Insurance	44,787.00	40,872.00	44,000.00	102%	40,872.00
TOTAL OFFICIALS	\$97,306.87	\$114,121.51	\$122,500.00	79%	\$115,324.99
PAGE TOTALS	\$1,212,833.48	\$1,114,125.43	\$1,315,300.00		\$1,248,247.40

IHSAA FINANCIAL STATEMENT @ 12/31/24

EXPENSES CONT'D.					
TOTALS FORWARD	\$1,212,833.48	\$1,114,125.43	\$1,315,300.00		\$1,248,247.40
ACTIVITIES					
Referees/Judges	\$296,816.05	\$264,466.60	\$315,000.00	94%	\$272,643.79
Team Reimbursements	88,435.19	115,374.98	120,000.00	74%	115,374.98
On-Site Expenses	688,370.33	609,896.96	650,000.00	106%	659,304.69
Programs	8,429.14	0.00	10,000.00	84%	0.00
Awards	119,121.32	117,726.38	119,500.00	100%	117,758.28
Sweatshirts	257,470.32	185,126.88	255,000.00	101%	259,725.44
Milk/Milk Crew	9,562.51	9,480.00	12,000.00	80%	10,480.00
Interscholastic Star/SAC	15,142.92	17,211.90	30,000.00	50%	25,300.50
Sales Tax	70,932.45	72,412.91	80,000.00	89%	77,797.46
Pixellot Reimbursement	59,906.47	25,054.88	50,000.00	120%	25,054.88
TOTAL ACTIVITIES	\$1,614,186.70	\$1,416,751.49	\$1,641,500.00	98%	\$1,563,440.02
Amortization Expense					
Depreciation Expense					
GRAND TOTAL EXP.	\$2,827,020.18	\$2,530,876.92	\$2,956,800.00	96%	\$2,811,687.42
TOTAL REVENUE	\$2,843,533.54	\$2,507,862.28	\$2,956,800.00	96%	\$2,838,379.98
TOTAL EXPENSES	\$2,827,020.18	\$2,530,876.92	\$2,956,800.00	96%	\$2,811,687.42
SURPLUS/LOSS	\$16,513.36	(\$23,014.64)	\$0.00		\$26,692.56

BALANCE SHEET

as of 05/31/2025

CURRENT ASSETS		
Wells Fargo - Checking	\$271,016.31	
Wells Fargo - Savings	403,085.01	
Contingency Fund	610,344.57	
DragonFly Trust	42,216.45	
U S Bank - Savings	331,887.44	
First Federal - Sweep	230,572.16	
Petty Cash	902.11	
Accounts Receivable	8,124.80	
Prepaid Expenses	26,489.17	
Total Current Assets		\$1,924,638.02
Property & Equipment		
Furniture & Equipment	\$170,132.58	
Vehicles	129,262.77	
Building	440,589.86	
Building Improvements	86,954.34	
Building Remodel/Construction	508,640.65	
Accum. Depreciation - Furniture/Equipment	-121,018.98	
Accum. Depreciation - Storage	-26,141.00	
Accum. Depreciation - Building Remodel	-103,760.00	
Accum. Depreciation - Building	-407,608.00	
Accum. Depreciation - Vehicles	-73,053.90	
Total Property & Equipment		\$603,998.32
TOTAL ASSETS		\$2,528,636.34
LIABILITIES		
Unearned Income	\$236.85	
Unearned Sponsorship	140,000.00	
Scholarships Payable	27,333.00	
NWCA WR Website Dues	710.00	
Total Liabilities		\$168,279.85
Capital		
Members' Equity	\$1,843,843.13	
Board Designated Net Asset	500,000.00	
Net Income	16,513.36	
TOTAL LIABILITIES & CAPITAL		\$2,528,636.34

Proposal to the Idaho High School Activities Association (IHSAA) for Track & Field Format and Qualification Changes

Submitted by: Aaron Olswanger, President of the Track & Field/XC Coaches Association

Date: April 23rd, 2025

Overview

This proposal outlines three recommended changes to the Idaho State Track and Field Championships format, based on extensive feedback from coaches across the state. These recommendations aim to enhance competitive fairness, improve athlete experience, and ensure compliance with federal regulations.

A statewide poll conducted among high school track and field coaches across Idaho gathered 109 responses, representing approximately **78% of the schools** statewide. The results demonstrated overwhelming support for the following proposed changes:

1. Extension of the State Meet to a Three-Day Format

Current Issue:

The current two-day schedule places a significant burden on student-athletes, especially those competing in multiple events. It compresses competition, leading to limited recovery time, increased risk of injury, and a diminished spectator experience.

Poll Results:

85.3% of coaches support transitioning the state meet from a two-day to a **three-day format**.

Recommendation:

Extend the Idaho State Track and Field Championships to three days. This would allow for:

- More balanced event scheduling
 - Adequate recovery time between events
 - Enhanced athlete performance and safety
 - Improved meet logistics and spectator experience
-

2. Standardization of the Medley Relay Distance for Title IX Compliance

Current Issue:

Currently, the boys and girls medley relay events are run at different distances, which creates a disparity that potentially violates **Title IX**, a federal law prohibiting sex-based discrimination in federally funded educational programs and activities.

Poll Results:

74.7% of coaches in classifications 2A–5A support running the **same distance** for both the boys and girls medley relay.

Recommendation:

Standardize the distance of the medley relay for both boys and girls to ensure equal opportunity, fairness, and full compliance with Title IX regulations.

3. Increased Representation at the State Meet

Current Issue:

Many deserving athletes and performances are excluded from the state meet under the current qualification system, limiting opportunities for broader representation and competition.

Poll Results:

83.5% of coaches support expanding state meet representation by implementing **automatic qualifying standards** and/or including the **next 8 best marks** per event across classifications.

Recommendation:

Revise the qualification system for the state meet to include:

- Pre-established automatic qualifying standards per event
- The next 8 best performances statewide in each event, regardless of district or region

This change would elevate the quality of competition and reward top-tier performances from across the state.

Conclusion

These recommendations are grounded in a significant majority of Idaho's track and field coaches. Implementing these changes would:

- Align Idaho with evolving best practices in other states
- Enhance the experience and fairness for all athletes
- Demonstrate the IHSAA's commitment to safety, equity, and excellence in high school athletics

We respectfully urge the IHSAA to give these proposals serious consideration and initiate the necessary steps to implement them ahead of the 2026 track and field season.

Thank you for your continued leadership and support of Idaho's student-athletes.

Prepared by:

Aaron Olswanger

President of the Idaho TF/XC Coaches Association and Head TF/XC at Boise High School

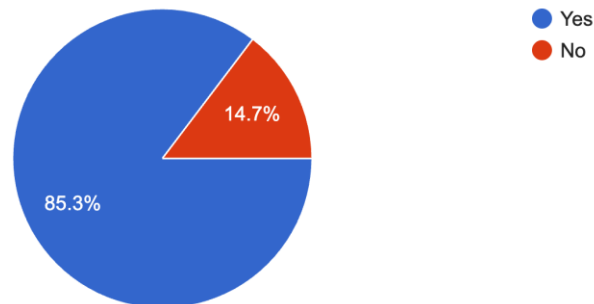
aaron.olswanger@boiseschools.org

909-528-2904

109 Responses

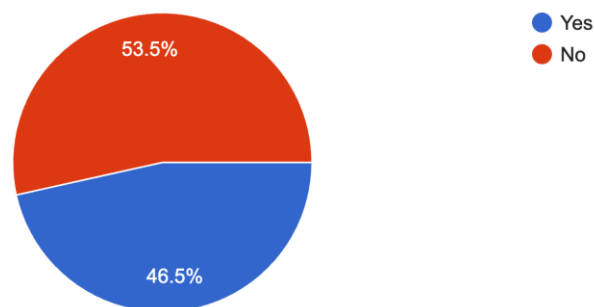
All Divisions Vote: Should all divisions adopt a 3-day schedule for the state meet? Reasoning: The current Middleton site presents multiple safety conc... - there are tabs at the bottom for both locations.

109 responses



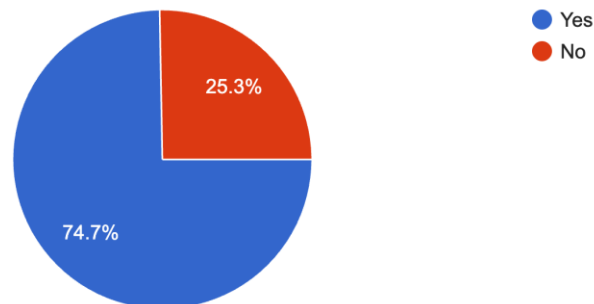
5A Division Only: Would you like to see the 4 x 800 replace the Sprint Medley Relay? Reasoning: To parallel the 6A division and with larger programs, m...s on this would eliminate the Sprint Medley Relay.

43 responses



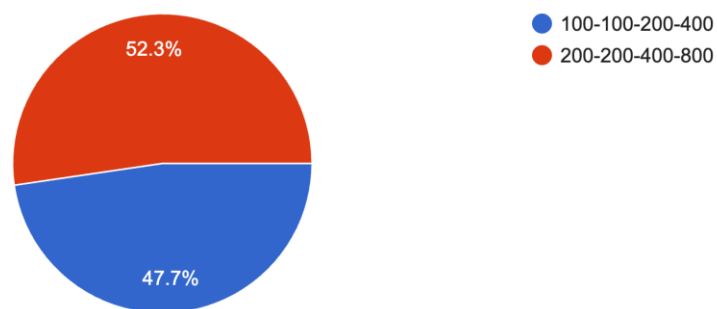
2A, 3A, 4A, 5A Divisions Only: Would you support both genders compete in the same race distance for the medley? Reasoning: This change would ensu...ders and address the current Title IX violation.

87 responses



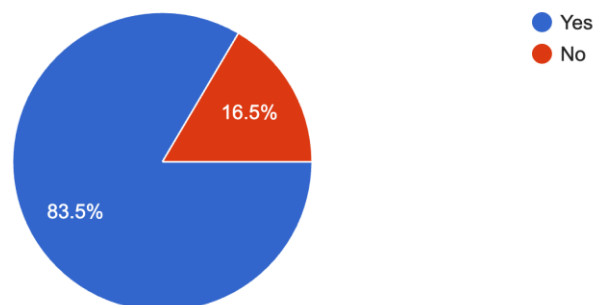
2A, 3A, 4A, 5A Divisions Only (continuation from Q3): Which Medley would you prefer if this were passed?

86 responses



All Divisions Vote: Would you support implementing automatic qualifying standards as another way to qualify for the state meet? Reasoning: All 5 sta...ualifying standards like we currently have in Idaho.

109 responses



From TJ Gomez, former coach and longtime PGA pro, host of 3A 2026 State Tournament:

1. This year at Burley ran a lot smoother than last year at Circling Raven. A lot of last year's circumstances were due to the golf course not opening itself up until 12noon. We all knew that was going to be a problem before the tournament even started and that situation ended up causing a lot of negative sentiment from everybody involved. Having this year's times starting at 8:30am made a significant difference to the positive. Going to 8 minute intervals on tee times also helped. We hardly had much of a wait at the turn on Day 2 and the #1 tee box barely had any wait at the turn on Day 2.
2. Bottom line: this year's setup and situation had the opposite effect to the positive from everybody who was involved.
2. When golf courses are willing to start the event in the morning like that and allow front/back starting times the vast majority of problems simply go away.
3. Trying to secure golf courses is very simply getting harder and harder. Even for courses that are making real money hosting a corporate scramble or something along those lines. It's always a delicate balance between closing your golf course and keeping it open enough days to satisfy regular clientele.
4. I've got real life examples about my hesitation in the efforts to secure a 3rd golf course in a given area to host another state event simultaneously. We were at Burley in the fall of 2024 for Districts and State and Burley hosted Districts and State again this spring. I hosted Districts in Mountain Home for Compass Charter in the Spring of 2024 because they had a hard time finding a course in the Boise area to host. I hosted Districts for Centennial High in the fall of 2023 because they had a hard time finding a course in the Boise area to host. I'm going to host Districts for Kuna High this coming fall at Scotch Pines GC because they're having hard time finding a course in the Boise area to host. That's 3 events being hosted, in either Mountain Home or Payette at Desert Canyon GC and Scotch Pines GC, by schools that aren't otherwise associated with those particular golf courses simply because schools are having a hard time and those examples are only pertaining to a one day district tournament.
5. If 3A is broken off I think the quality of field will suffer too much. If a change is made I'd suggest having a completely separate event for boys and girls and keep 3A/2A/1A together. You'd solve your numbers problem by running separate events and maintain nice integrity with the event by keeping a higher quality of field utilizing those 3 classifications as one all simultaneously. 4A field seems fine both in size and overall quality of player.
6. My 1st vote and suggestion would be to leave it alone simply because I think it'll be too difficult and too stressful to have 3 sites going all at the same time. Depending on where you're going it may not even be feasible. Having said that, I do understand that 140 kids is a lot for one property so if a change is made I'd break off the girls and the boys and let them each have their own event. Lots of programs run separately anyways with all kinds of variations of schools qualifying for state so I don't think having boys at one host site and girls at another host site would feel much different in the eyes of the players and parents.

Let me know if you need anything else from me. Thanks. T.J. Gomez 208-890-3607

From Matt Harris, Ririe AD:

I have a few other thoughts to share on this:

1. The number of volunteers required to run this small-school tournament is roughly double the needed to run the tournament in any other classification. Splitting the classification would shrink the number of teams/individuals in the field and also shrink the number of volunteers needed.

2. The number of tee times needed would also shrink if we split the classification. We had 38 groups this year. That's 38 individual tee times. We would be looking at 19-20 tee times max if we split it.

3. There may be some schools in 1A/2A who may not start a golf team because they have to play in the 3A classification. I don't have any evidence that this is the case, however I do know that it could be a factor because it is a factor for my own school (Ririe) when it comes to soccer. We don't have a soccer program because we would have to play in 4A - which is a losing proposition for us.

4. Here are this year's participation numbers at the 3A State Golf Tournament

Boys - 75

Girls - 64

Overall - 139

Here are the totals broken down by classification:

3A

Boys - 47

Girls - 25

Total - 72

2A/1A

Boys - 28

Girls - 39

Total - 67

Current Seeding Criteria

6A Seeding

- Qualification #1: Head-to-head competition (matches are best 2 out of 3)
- Qualification #2: Head-to-head competition (8 game pro-set and/or 3rd set tiebreaker)
- Qualification #3: District Champion
- Qualification #4: Previous year state championship results in same event
- Qualification #5: Previous year state championship results in different event
- Qualification #6: Common opponent
- Qualification #7: Season record (10 matches min)
- Qualification #8: If no differentiation exists, remaining seeds will be drawn into the championship bracket
- Qualification #9: The 2 players from the same district in the top 4, will be on opposite halves of the draw

5A Seeding

- Qualification #1: Head-to-head competition (matches are best 2 out of 3)
- Qualification #2: Head-to-head competition (8 game pro-set and/or 3rd set tiebreaker)
- Qualification #3: Previous year state championship results in same event
- Qualification #4: Previous year state championship results in different event
- Qualification #5: Common opponent
- Qualification #6: Season record (10 matches min)
- Qualification #7: If no differentiation exists, remaining seeds will be drawn into the championship bracket

4A Seeding

- Qualification #1: Head-to-head competition (matches are best 2 out of 3)
- Qualification #2: Head-to-head competition (8 game pro-set and/or 3rd set tiebreaker)
- Qualification #3: Previous year state championship results in same event
- Qualification #4: Previous year state championship results in different event
- Qualification #5: Common opponent
- Qualification #6: Season record (10 matches min)
- Qualification #7: If no differentiation exists, remaining seeds will be drawn into the championship bracket

Proposed Seeding Criteria

6A/5A/4A

Singles:

- Qualification #1: Head-to-head competition (matches are best 2 out of 3)
- Qualification #2: Head-to-head competition (8 game pro-set and/or 3rd set tiebreaker)
- **Qualification #3: Previous year state tournament top four finisher (medal winner) in same event**
- **Qualification #4: Previous year state tournament top four finisher (medal winner) in different event**
- Qualification #5: Previous year state championship results in same event
- Qualification #6: Previous year state championship results in different event
- Qualification #7: Common Opponents
- **Qualification #8: Tennis Reporting ELO Rating**

Doubles:

- Qualification #1: Head-to-head competition (matches are best 2 out of 3)
- Qualification #2: Head-to-head competition (8 game pro-set and/or 3rd set tiebreaker)
- **Qualification #3: Both players are a top four finisher (medal winner) in previous state tournament:**
 - **Both in same event**
 - **One in same event, one in different event**
 - **Both in different events**
- **Qualification #4: One player is a top four finisher (medal winner) in previous state tournament, the other player is not:**
 - **Medal winner is in same event**
 - **Medal winner is in different event**
- *Qualification #5: Both players qualified for previous state tournament:*
 - *Both players in same event*
 - *One player in same event, one in different event*
 - *Both players in different event*
- *Qualification #6: One player qualified for previous state tournament, the other did not:*
 - *Previous qualifier in same event*
 - *Previous qualifier in different event*
- Qualification #7: Common Opponents
- **Qualification #8: Tennis Reporting ELO Rating**

Classification Guidelines

In the scenario where a school/player qualified for state at a different classification the previous year, the previous state experience seeding criteria will be followed in this order:

Singles:

- Qualifications #3-#4 (medal winners): Higher classification
- Qualifications #3-#4 (medal winners): Lower classification
- Qualifications #5-#6: Higher classification
- Qualifications #5-#6: Lower classification

Doubles:

- Qualifications #3-#4 (medal winners): Higher classification
- Qualifications #3-#4 (medal winners): Lower classification
- Qualifications #5-#6 Higher classification
- Qualifications #5-#6 Lower classification

Additional Proposal

If a state-qualifying player/team did not play at the previous state tournament, but a lower district finisher in the same event in that district would be seeded based on the above criteria, then the player/team in question would receive the seed of the lower district finisher.

Example: Player/Team A finishes ahead of Player/Team B in district. Player/Team A did not play at state the year before, but Player/Team B did and would receive a seed based on the seeding criteria. Then Player/Team A will receive the seed that Player/Team B would have earned.



IDAHO HIGH SCHOOL ACTIVITIES ASSOCIATION

Serving Idaho's Youth Since 1926

Chad Williams, Executive Director
Julie Hammons, Assistant Director Mike Federico, Assistant Director
8011 W Ustick Road Boise, ID 83704
(208) 375-7027 www.idhsaa.org admin@idhsaa.org

2024-25 Schools of Excellence

The Idaho High School Activities Association is pleased to announce the 2024-2025 winners of the "Schools of Excellence" program. This yearlong, voluntary program in which schools earn points based on their student-athletes' performance in athletics, academics and sportsmanship is the top award for the IHSAA and its member schools. The top three schools in each classification with the best overall programs will be recognized at the IHSAA Annual Meeting, August 6th.

6A	Rocky Mountain High School 2 nd place – Mountain View High School	Dan Lunt, Principal; Troy Rice, AD 3 rd place – Eagle High School
5A	Twin Falls High School 2 nd place – Bishop Kelly High School	Nancy Jones, Principal; Shaun Walker, AD 3 rd place – Century High School
4A	Kimberly High School 2 nd place – Sugar-Salem High School	Darin Gonzales, Principal; Zach Dong, AD 3 rd place – Snake River High School
3A	Malad High School 2 nd place – Declo High School	Dallan Rupp, Principal; Joshua Smith, AD 3 rd place – Ririe High School
2A	Grace High School 2 nd place – Oakley High School	Bryan Jensen, Principal; Travis Draper, AD 3 rd place – Potlatch High School
1A	Rockland High School 2 nd place – Genesee High School	Greg Larson, Principal; Andrew Nelson, AD 3 rd place – Carey High School

The three major areas of high school activities are weighted equally in determining recipients of the award.

- The Academic Component is based on the varsity team's cumulative GPA as submitted on the State Academic Champions application for all IHSAA sponsored sports/activity programs.
- The Performance Component is based on place of finish at IHSAA-sponsored state championships and activity program competitions.
- The Citizenship Component is based on a school's self-evaluation of their citizenship/sportsmanship activities as submitted on an itemized form. Deductions are made by the IHSAA for player and/or coach unsportsmanlike ejections and also for unsportsmanlike school behavior at state tournaments.

In addition to the primary awards, schools that score 90% on the Citizenship Component and have no player/coach ejections throughout the year or incidents of unsportsmanlike school behavior at state tournaments will receive an "Award of Excellence" certificate. The 2024-2025 Award of Excellence schools are Mountain View, Owyhee, Kuna, Bonneville, Century, Twin Falls, Wood River, Kimberly, Sugar-Salem, Snake River, McCall-Donnelley, Cole Valley Christian, Malad, Declo, Ririe, Rockland, Carey.

SCHOOLS OF EXCELLENCE

2024-2025

YEAR-END STANDINGS	Fall ACA	Fall ATH	Winter ACA	Winter ATH	Spring ACA	Spring ATH	Activity ACA	Activity PERF	TOTAL ACA	TOTAL ATH	YEAR Total	Year Ejections	Citizen Comp	FINAL TOTAL
6A														
Rocky Mountain	875	748	520	160	530	425	445	260	2370	1593	3963	1 PL	1175	5138
Mountain View	905	598	440	165	545	550	340	150	2230	1463	3693		1127	4820
Eagle	900	635	540	320	550	360	260	80	2250	1395	3645	1 PL	1146	4791
Owyhee	870	345	540	385	535	270	445	165	2390	1165	3555		1200	4755
Timberline-B	925	335	555	165	545	335	450	160	2475	995	3470	1 CO	1150	4620
Boise	890	738	505	170	535	275	355	0	2285	1183	3468	2 PL	1150	4618
Highland-P	915	375	540	175	555	75	450	285	2460	910	3370	1 PL	1117	4487
Lake City	885	255	430	95	525	0	440	85	2280	435	2715	1PL	1175	3890
Canyon Ridge	875	150	515	0	540	0	430	160	2360	310	2670	2 PL, 1CO	1100	3770
Post Falls	845	75	510	100	525	0	255	0	2135	175	2310	1 PL, STA	1110	3420
Coeur d'Alene	915	593	430	150	535	405	0	95	1880	1243	3123	1 PL, 1CO		3123
Madison	915	485	560	360	535	75	0	150	2010	1070	3080			3080
Kuna	855	75	0	75	525	150	0	0	1380	300	1680		1200	2880
Capital	875	90	515	75	535	240	430	75	2355	480	2835	1 PL		2835
Rigby	880	250	510	240	530	150	0	200	1920	840	2760	1 CO		2760
Caldwell	495	0	0	75	510	0	430	0	1435	75	1510	2 PL	1049	2559
Thunder Ridge	895	75	515	225	0	0	440	225	1850	525	2375	1 PL		2375
Meridian	885	75	520	170	550	85	0	0	1955	330	2285	1 PL		2285
Borah	710	0	530	160	535	75	0	0	1775	235	2010	1 PL, 1CO		2010
Ridgevue	685	75	510	75	530	0	0	95	1725	245	1970	1 PL		1970
Centennial	785	160	510	0	0	150	0	170	1295	480	1775	1 PL		1775
Nampa	505	0	515	160	510	0	0	75	1530	235	1765	3 PL, 1 CO		1765

1200 max

1
2
3

SCHOOLS OF EXCELLENCE

2024-2025

1200 max

YEAR-END STANDINGS	Fall ACA	Fall ATH	Winter ACA	Winter ATH	Spring ACA	Spring ATH	Activity ACA	Activity PERF	TOTAL ACA	TOTAL ATH	YEAR Total	Year Ejections	Citizen Comp	FINAL TOTAL
5A														
Twin Falls	895	775	520	165	530	395	445	190	2390	1525	3915		1157	5072
Bishop Kelly	940	705	550	175	530	495	450	75	2470	1450	3920	1 PL	1146	5066
Century	905	315	525	75	570	180	450	265	2450	835	3285		1200	4485
Middleton	880	460	525	245	525	335	445	75	2375	1115	3490		838	4328
Bonneville	865	150	520	245	520	250	430	150	2335	795	3130		1128	4258
Columbia	880	150	530	185	510	0	425	75	2345	410	2755	3 PL, 1 CO	1075	3830
Wood River	700	348	335	0	525	170	425	75	1985	593	2578		1200	3778
Skyview	710	170	435	95	530	265	255	175	1930	705	2635	2 PL	1121	3756
Lakeland	870	183	500	85	520	75	340	0	2230	343	2573	2 PL	1005	3578
Burley	870	0	515	75	540	75	260	0	2185	150	2335	1 Spec	1121	3456
Preston	715	240	545	175	365	75	180	0	1805	490	2295	1 PL	1088	3383
Pocatello	885	335	520	175	550	160	430	175	2385	845	3230			3230
Skyline	800	510	435	150	540	245	0	225	1775	1130	2905			2905
Sandpoint	905	460	530	150	535	165	0	0	1970	775	2745			2745
Shelley	880	150	435	90	540	0	0	95	1855	335	2190			2190
Jerome	800	150	370	245	355	75	0	175	1525	645	2170			2170
Moscow	895	245	345	0	535	100	0	0	1775	345	2120	1 PL		2120
Blackfoot	0	165	540	350	555	225	0	175	1095	915	2010			2010
Idaho Falls	0	683	85	75	355	240	0	225	440	1223	1663	1 PL, 2 CO		1663
Minico	780	163	0	95	520	0	0	0	1300	258	1558			1558
Vallivue	685	175	420	0	0	165	0	0	1105	340	1445	1 PL, STATE		1445
Lewiston	0	165	0	165	530	185	0	0	530	515	1045			1045
Hillcrest	0	250	0	170	0	170	0	165	0	755	755	1 CO		755
Mountain Home	0	90	0	90	0	0	0	280	0	460	460	1 PL		460
Emmett	0	0	0	0	0	150	0	75	0	225	225	2 PL		225

1
2
3

SCHOOLS OF EXCELLENCE
2024-2025

YEAR-END STANDINGS	Fall ACA	Fall ATH	Winter ACA	Winter ATH	Spring ACA	Spring ATH	Activity ACA	Activity PERF	TOTAL ACA	TOTAL ATH	YEAR Total	Year Ejections	Citizen Comp	FINAL TOTAL	FINAL %
4A															
Kimberly	700	253	440	245	540	485	350	155	2030	1138	3168		1046	4214	73.9%
Sugar-Salem	535	400	445	275	760	515	0	0	1740	1190	2930		1100	4030	73.3%
Snake River	535	325	525	350	530	170	0	240	1590	1085	2675		1100	3775	72.6%
McCall-Donnelly	530	235	340	175	525	225	85	0	1480	635	2115		1047	3162	63%
Fruitland	530	260	445	175	630	435	90	0	1695	870	2565	1 PL	757	3322	63%
Buhl	410	170	250	75	510	0	165	0	1335	245	1580		941	2521	50%
Timberlake	420	165	0	165	425	235	0	0	845	565	1410	1 Co, 1 Spe	1000	2410	49%
Payette	415	0	420	0	655	75	170	0	1660	75	1735	1 PL	916	2651	48%
Weiser	525	313	350	160	730	435	0	0	1605	908	2513			2513	47%
South Fremont	530	75	340	150	520	0	0	0	1390	225	1615		623	2238	46%
Cole Valley Christian	0	320	175	75	0	345	0	0	175	740	915		1007	1922	38%
Bear Lake	355	100	450	170	540	90	0	0	1345	360	1705			1705	33%
American Falls	420	225	455	285	0	75	0	180	875	765	1640	2 Coach		1640	32%
Marsh Valley	350	85	440	150	450	165	0	0	1240	400	1640			1640	32%
Homedale	260	170	260	150	545	90	0	0	1065	410	1475	1 CO		1475	29%
Gooding	695	75	0	75	0	225	0	0	695	375	1070			1070	21%
CDA Charter	175	170	0	0	0	255	0	250	175	675	850			850	17%
Teton	90	280	0	75	0	310	0	75	90	740	830			830	17%
Filer	0	0	195	75	0	190	0	95	195	360	555	1 PL		555	11%
Bonnars Ferry	0	225	0	100	0	160	0	0	0	485	485			485	10%
Renaissance	0	0	0	0	0	0	0	200	0	200	200			200	4%

SCHOOLS OF EXCELLENCE 2024-2025

YEAR-END STANDINGS 3A	Fall ACA	Fall ATH	Winter ACA	Winter ATH	Spring ACA	Spring ATH	Activity ACA	Activity PERF	TOTAL ACA	TOTAL ATH	YEAR Total	Year Ejections	Citizen Comp	FINAL TOTAL	FINAL %
Malad	445	275	540	280	280	360	175	0	1440	915	2355		940	3295	73%
Declo	620	95	455	380	450	250	0	0	1525	725	2250		1000	3250	66%
Ririe	355	350	270	170	345	235	0	0	970	755	1725		1000	2725	61%
Sun Valley Comm School	270	160	100	0	445	240	0	0	815	400	1215		820	2035	51%
Nampa Christian	360	325	375	95	470	390	0	0	1205	810	2015			2015	46%
Firth	525	225	350	240	265	175	0	0	1140	640	1780			1780	40%
Melba	265	100	350	90	435	335	0	0	1050	525	1575	1 PL		1575	36%
West Side	350	265	445	75	180	160	0	0	975	500	1475			1475	34%
Soda Springs	355	170	515	245	0	170	0	0	870	585	1455			1455	32%
Aberdeen	330	0	420	75	255	170	85	0	1090	245	1335			1335	32%
Wendell	425	100	435	100	260	0	85	0	1205	200	1405			1405	31%
North Fremont	355	240	255	75	185	165	0	0	795	480	1275			1275	30%
Grangeville	0	150	350	75	455	0	90	0	895	225	1120	1 PL		1120	25%
West Jefferson	355	0	350	0	270	0	0	0	975	0	975			975	24%
Ambrose	350	160	0	75	180	175	0	0	530	410	940			940	24%
New Plymouth	340	0	175	235	175	0	0	0	690	235	925			925	22%
Compass Charter	270	0	180	0	180	165	0	0	630	165	795			795	20%
Orofino	255	0	0	165	0	160	0	0	255	325	580	2 Co, 1 Spec		580	15%
Parma	0	75	0	100	0	350	0	0	0	525	525	1 CO		525	13%
Idaho Arts Charter	0	0	0	90	0	0	0	170	0	260	260			260	7%
Kellogg	0	75	0	90	0	75	0	0	0	240	240	1 PL		240	6%
Marsing	0	0	0	150	0	90	0	0	0	240	240			240	6%
Priest River	0	0	0	0	0	75	0	0	0	75	75	3 PL, 1 Spec		75	2%
St. Maries	0	0	0	75	0	0	0	0	0	75	75	1 Spec		75	2%
Sage International	0	0	0	0	0	0	0	0	0	0	0			0	0%
Salmon	0	0	0	0	0	0	0	0	0	0	0	1 PL		0	0%
Vision Charter	0	0	0	0	0	0	0	0	0	0	0	1 PL		0	0%

SCHOOLS OF EXCELLENCE 2024-2025

YEAR-END STANDINGS 2A	Fall ACA	Fall ATH	Winter ACA	Winter ATH	Spring ACA	Spring ATH	Activity ACA	Activity PERF	TOTAL ACA	TOTAL ATH	YEAR Total	Year Ejections	Citizen Comp	FINAL TOTAL	FINAL %
Grace	350	260	425	90	260	325	85	0	1120	675	1795	1 CO	615	2410	69%
Oakley	360	95	565	175	265	0	0	0	1190	270	1460		636	2096	58%
Potlatch	255	0	340	0	255	195	85	0	935	195	1130		665	1795	52.8%
Glenns Ferry	170	0	425	0	255	165	0	0	850	165	1015	1 Spec	702	1717	52.0%
Prairie	350	150	180	95	265	190	0	0	795	435	1230			1230	41%
Riverstone Int'l	180	0	180	75	0	0	0	0	360	75	435		588	1023	34%
Valley	355	235	0	175	0	240	0	0	355	650	1005	1 PL		1005	34%
Butte County	345	270	265	85	0	90	0	0	610	445	1055			1055	33%
Victory Charter	270	185	175	75	90	85	90	0	625	345	970			970	32%
Logos	265	258	180	0	0	200	0	0	445	458	903			903	30%
Raft River	355	165	0	0	90	75	0	0	445	240	685			685	23%
Murtaugh	255	0	255	75	85	0	0	0	595	75	670			670	21%
Liberty Charter	180	75	180	75	95	0	0	0	455	150	605			605	20%
Kendrick	0	100	0	100	270	100	0	0	270	300	570			570	19%
North Star Charter	170	75	0	0	270	0	0	0	440	75	515			515	17%
Hagerman	0	173	0	75	250	0	0	0	250	248	498			498	17%
Clearwater Valley	165	0	0	0	85	235	0	0	250	235	485			485	16%
Troy	265	90	0	0	0	90	0	0	265	180	445			445	15%
Kamiah	90	75	90	95	0	75	0	0	180	245	425			425	14%
Genesis Prep	85	75	170	0	0	85	0	0	255	160	415	1 Spec		415	14%
Centennial Baptist	165	0	0	0	85	0	0	0	250	0	250			250	8%
Council	90	150	0	0	0	0	0	0	90	150	240			240	8%
Clark Fork	0	0	185	0	0	0	0	0	185	0	185			185	6%
Lighthouse Christian	90	0	0	0	0	0	0	85	90	85	175			175	6%
Lakeside	0	0	0	150	0	0	0	0	0	150	150	2 PL		150	5%
Wilder	0	75	0	75	0	0	0	0	0	150	150	1 PL		150	5%
Lapwai	0	0	0	75	0	0	0	0	0	75	75	1 Spec		75	3%
Notus	0	0	0	0	0	75	0	0	0	75	75			75	3%
Rimrock	0	75	0	0	0	0	0	0	0	75	75			75	3%
Wallace	0	75	0	0	0	0	0	0	0	75	75			75	3%
Alturas Prep	0	0	0	0	0	0	0	0	0	0	0			0	0%
Gem State Academy	0	0	0	0	0	0	0	0	0	0	0			0	0%
Hansen	0	0	0	0	0	0	0	0	0	0	0			0	0%
Idaho City	0	0	0	0	0	0	0	0	0	0	0			0	0%
Magic Valley	0	0	0	0	0	0	0	0	0	0	0			0	0%
North Idaho Stem	0	0	0	0	0	0	0	0	0	0	0			0	0%
Shoshone	0	0	0	0	0	0	0	0	0	0	0	1 Spec		0	0%
Xavier Charter	0	0	0	0	0	0	0	0	0	0	0			0	0%

SCHOOLS OF EXCELLENCE 2024-2025

YEAR-END STANDINGS 1A	Fall ACA	Fall ATH	Winter ACA	Winter ATH	Spring ACA	Spring ATH	Activity ACA	Activity PERF	TOTAL ACA	TOTAL ATH	YEAR Total	Year Ejections	Citizen Comp	FINAL TOTAL	FINAL %
Rockland	355	265	200	190	100	150	0	0	655	605	1260		600	1860	72%
Genesee	340	85	175	95	270	95	85	0	870	275	1145	1PL	546	1691	68%
Carey	165	175	260	90	0	0	0	0	425	265	690		542	1232	47%
Challis	0	75	260	180	175	160	90	0	525	415	940			940	36.2%
Highland-C	85	0	170	0	85	0	0	0	340	0	340		527	867	36.1%
Castleford	0	0	0	0	260	0	0	0	260	0	260		441	701	29%
Dietrich	175	95	165	175	85	0	0	0	425	270	695			695	29.0%
Timberline-W	330	0	165	0	85	0	0	0	580	0	580	1 PL		580	23%
Garden Valley	0	88	0	75	170	75	90	0	260	238	498			498	20.8%
North Gem	170	0	180	0	90	0	0	0	440	0	440			440	18%
Mackay	90	75	175	75	0	0	0	0	265	150	415			415	17.3%
Cascade	0	75	0	75	190	0	0	0	190	150	340			340	14%
Grace Lutheran	90	100	0	0	100	0	0	0	190	100	290			290	12.1%
St John Bosco	0	75	175	0	0	0	0	0	175	75	250			250	10%
Richfield	165	0	0	75	0	0	0	0	165	75	240			240	10%
Tri-Valley	0	163	0	75	0	0	0	0	0	238	238			238	10%
Leadore	0	0	190	0	0	0	0	0	190	0	190			190	7.9%
Camas County	90	0	0	0	85	0	0	0	175	0	175			175	7%
Nezperce	0	0	0	150	0	0	0	0	0	150	150			150	6%
Horseshoe Bend	0	95	0	0	0	0	0	0	0	95	95			95	4.0%
Deary	0	0	90	0	0	0	0	0	90	0	90			90	4%
Watersprings School	0	0	0	85	0	0	0	0	0	85	85			85	4%
Coeur du Christ	0	0	0	75	0	0	0	0	0	75	75			75	3.1%
Salmon River	0	0	0	75	0	0	0	0	0	75	75			75	3%
American Heritage	0	0	0	0	0	0	0	0	0	0	0	1 PL		0	0%
Bliss	0	0	0	0	0	0	0	0	0	0	0			0	0%
Clark County	0	0	0	0	0	0	0	0	0	0	0	1 PL		0	0%
Culdesac	0	0	0	0	0	0	0	0	0	0	0			0	0.0%
Greenleaf Friends	0	0	0	0	0	0	0	0	0	0	0			0	0.0%
ISDB	0	0	0	0	0	0	0	0	0	0	0			0	0.0%
Kootenai	0	0	0	0	0	0	0	0	0	0	0			0	0.0%
Meadows Valley	0	0	0	0	0	0	0	0	0	0	0			0	0.0%
Mullan	0	0	0	0	0	0	0	0	0	0	0			0	0%
Sage Int'l Middleton	0	0	0	0	0	0	0	0	0	0	0			0	0%
Sho-Ban	0	0	0	0	0	0	0	0	0	0	0			0	0%
Taylor's Crossing	0	0	0	0	0	0	0	0	0	0	0			0	0%

FALL

Sport	# of Schools offering Activity	# of Participants	While participating in games AND/OR practices, how many total concussions were diagnosed by a certified health care professional?
Volleyball	153	4006	63
Football	137	7862	647
Girls Cross Country	130	1492	1
Boys Cross Country	135	1939	2
Girls Soccer	79	2232	115
Boys Soccer	79	2479	58
Girls Swim	52	630	6
Boys Swim	49	631	3
Girls Golf	46	424	1
Boys Golf	46	699	0
Totals		22394	896

WINTER

Sport	# of Schools offering Activity	# of Participants	While participating in games AND/OR practices, how many total concussions were diagnosed by a certified health care professional?
Girls Basketball	149	2966	87
Boys Basketball	150	3729	64
Girls Wrestling	98	729	53
Boys Wrestling	107	2903	141
Cheer	112	2029	90
Dance	47	809	3
Totals		13165	438

SPRING

Sport	# of Schools offering Activity	# of Participants	While participating in games AND/OR practices, how many total concussions were diagnosed by a certified health care professional?
Boys Track	138	5107	4
Girls Track	138	3852	5
Baseball	99	2515	17
Softball	99	1999	34
Boys Tennis	59	1205	1
Girls Tennis	58	1250	3
Boys Golf	68	666	2
Girls Golf	63	429	0
Totals		17023	66

2025 State Baseball Review

- Games in all areas of the State
- Travel
 - 1 of 52 participating teams traveled two weeks in a row
- Top Teams got it
- Top teams advanced
- 3 person officiating crews
- Hotel accommodations
 - Host sites reserve
 - Neutral Sites/Common Sites
- MaxPreps questions
 - Data entry
 - Tie Games
 - Forfeits
 - Manipulation of rankings with “added” games
 - Playing games on the date of MaxPreps deadline
 - Pacific vs. Mountain time
- If necessary, game schedule (3 in one day possibility)
 - Play-In Series Data
 - 6 of 20 tournaments played (30%), went to “If Necessary” games
 - 4 of 12 double elimination tournament played (33%), played 3 games in a day
 - 1 of 5 championship series tournaments played (20%) played 3 games in a day
- All qualifying teams from one area? If different than host area
- Streaming, ticketing, personnel
- Update sites (Orofino)
- Ground rules to coaches/umpires written prior to state

OPINIONS:

- I love the new state tournament format!!! You're giving more kids the opportunity to play and compete at a higher level.
- First, we feel it was unfair that the game we had with Glenns Ferry score was changed without any input from our point of view. We believe that would have changed our Max prep standing. Then we would not be driving up to Orofino.
- Second this week is Graduation in Lewiston, so rooms are a nightmare to get. The one decent hotel in Orofino does not have enough rooms available for both nights. This weekend is going to end up costly for a 3 team play in game.
 - University of Idaho
 - 2026 Saturday May 16
 - 2027 Saturday May 15
 - 2028 Saturday May 13
 - LCSC
 - 2026 Friday May 15
 - 2027 Friday May 14
 - 2028 Saturday May 12
 - WSU
 - 2026 Saturday May 9
 - 2027 Saturday May 8
 - 2028 Saturday May 6
 - Hot Shots Soccer (CDA)
 - 2026 May 8-9
 - 2027 May 7-8
 - 2028 May 12-13

1A: (1-89)	Nov. 2024	Mar. 2025	Other = Sum of out-of-state, homeschooled, and alternative students	Average of two reporting periods plus Other	2A: (90-174)	Nov. 2024	Mar. 2025	Other = Sum of out-of-state, homeschooled, and alternative students	Average of two reporting periods plus Other	3A: (175-349)	Nov. 2024	Mar. 2025	Other = Sum of out-of-state, homeschooled, and alternative students	Average of two reporting periods plus Other
	Enrollment	Enrollment				Enrollment	Enrollment				Enrollment	Enrollment		
Taylor's Crossing	101	91	7	103.0	Victory Charter	125	253	4	193.0	Malad	322	321	11	332.5
Challis	90	87	13	101.5	Alturas Prep	191	190	0	190.5	Declo	328	325	2	328.5
Garden Valley	88	93	5	95.5	North Star Charter	180	175	5	182.5	Wendell	326	320	4	327.0
Castelford	94	92	0	93.0	Liberty Charter	128	222	0	175.0	Idaho Arts Charter	326	314	1	321.0
American Heritage	90	88	0	89.0	Grace	173	170	0	171.5	Parma	310	312	10	321.0
Carey	87	84	2	87.5	Valley	163	162	2	164.5	Kellogg	297	282	18	307.5
Sho-Ban	86	80	0	83.0	Magic Valley	161	164	0	162.5	Firth	306	299	2	304.5
Genesee	78	76	0	77.0	Potlatch	140	135	17	154.5	Priest River	258	252	38	293.0
Cascade	65	67	4	70.0	Logos	146	148	0	147.0	St. Maries	283	271	13	290.0
Mackay	71	68		69.5	Shoshone	143	142	0	142.5	Melba	272	271	4	275.5
Grace Lutheran	68	66	0	67.0	Prairie	134	135	1	135.5	Compass Charter	281	269	0	275.0
Kootenai	61	61	4	65.0	Glenns Ferry	129	125	8	135.0	Nampa Christian	266	269	0	267.5
Deary	62	63	2	64.5	Wilder	132	134	1	134.0	Sage Int'l - B	269	265	0	267.0
Dietrich	65	63		64.0	Butte County	129	129	4	133.0	West Side	261	260	6	266.5
Richfield	62	60	2	63.0	Lapwai	132	131	0	131.5	New Plymouth	272	258		265.0
Timberline-W	60	59	2	61.5	Wallace	127	123	4	129.0	Marsing	256	250	3	256.0
Rockland	60	62	0	61.0	Raft River	118	118	11	129.0	Grangeville	243	236	14	253.5
Cambridge	53	47	7	57.0	Lakeside	125	126		125.5	Soda Springs	238	230	13	247.0
Sage Int'l - M	54	53	0	53.5	Xavier Charter	126	121	0	123.5	Ririe	240	226	2	235.0
Watersprings	52	52	0	52.0	Clearwater Valley	122	118	0	120.0	Orofino	234	222	6	234.0
Greenleaf Friends	52	48	0	50.0	North Idaho STEM	117	113	0	115.0	Ambrose	222	218	0	220.0
ISDB	52	47	0	49.5	Murtaugh	116	112	0	114.0	Vision Charter	215	213	1	215.0
Highland-C	49	48	0	48.5	Oakley	111	108	3	112.5	Aberdeen	213	206	4	213.5
Coeur du Christ	50	47	0	48.5	Hagerman	110	103	4	110.5	Salmon	215	205	0	210.0
Nezperce	49	46	0	47.5	Troy	103	104	6	109.5	West Jefferson	206	206	0	206.0
Camas County	45	46	2	47.5	Kamiah	102	106	3	107.0	North Fremont	185	179	3	185.0
North Gem	42	43	0	42.5	Riverstone Int'l	105	105	0	105.0	Sun Valley Comm.	184	183	0	183.5
Midvale	42	41	0	41.5	Clark Fork	93	105	5	104.0					
Salmon River	39	42		40.5	Genesis Prep	99	96	0	97.5					
Horseshoe Bend	46	33	0	39.5	Notus	100	93	0	96.5					
Leadore	34	29	5	36.5	Idaho City	91	92	4	95.5					
Meadows Valley	34	29	0	31.5	Hansen	85	86	3	88.5					
Mullan	31	31		31.0	Kendrick	84	82	0	83.0					
Bliss	29	30	0	29.5	Council	69	68	14	82.5					
Clark County	28	25	0	26.5	Rimrock	77	74	4	79.5					
Culdesac	18	17	2	19.5	Gem State	79	78	0	78.5					
St. John Bosco	26		0	13.0	Lighthouse Christian	51	51	0	51.0					
					Centennial Baptist	38		0	19.0					

4A: (350-699)	Nov. 2024	Mar. 2025	Other = Sum of out-of-state, homeschooled, and alternative students	Average of two reporting periods plus Other	5A: (700-1399)	Nov. 2024	Mar. 2025	Other = Sum of out-of-state, homeschooled, and alternative students	Average of two reporting periods plus Other	6A: (1400 & over)	Nov. 2024	Mar. 2025	Other = Sum of out-of-state, homeschooled, and alternative students	Average of two reporting periods plus Other
	Enrollment	Enrollment				Enrollment	Enrollment				Enrollment	Enrollment		
Kimberly	648	631	29	668.5	Middleton	1447	1420	33	1466.5	Mountain View	2470	2434	46	2498.0
Renaissance	667	655	0	661.0	Twin Falls	1383	1321	5	1357.0	Rigby	2037	1978	11	2018.5
Snake River	587	581	4	588.0	Skyline	1341	1273	22	1329.0	Boise	1987	1970	7	1985.5
Teton	585	581		583.0	Idaho Falls	1304	1264	14	1298.0	Owyhee	1883	1833	9	1867.0
Sugar-Salem	583	577	0	580.0	Pocatello	1281	1261	11	1282.0	Rocky Mountain	1857	1825	21	1862.0
Timberlake	521	506	28	541.5	Lewiston	1288	1259	4	1277.5	Meridian	1775	1724	82	1831.5
Weiser	513	497	35	540.0	Vallivue	1253	1229	14	1255.0	Eagle	1774	1743	32	1790.5
Fruitland	512	497	17	521.5	Hillcrest	1232	1210		1221.0	Timberline-B	1770	1754	27	1789.0
Filer	505	488	8	504.5	Minico	1212	1178	6	1201.0	Centennial	1748	1704	17	1743.0
McCall-Donnelly	456	438	20	467.0	Bonneville	1177	1166	15	1186.5	Borah	1730	1714	14	1736.0
South Fremont	465	444	6	460.5	Columbia	1171	1108	23	1162.5	Madison	1722	1703	3	1715.5
Bonnars Ferry	425	397	27	438.0	Blackfoot	1171	1114	8	1150.5	Kuna	1716	1680	8	1706.0
American Falls	440	422	5	436.0	Skyview	1151	1119	14	1149.0	Thunder Ridge	1695	1650	2	1674.5
Cole Valley Christian	402	401	0	401.5	Jerome	1141	1083	18	1130.0	Ridgevue	1641	1621	18	1649.0
Homedale	400	391	3	398.5	Century	1071	1049	17	1077.0	Post Falls	1615	1531	61	1634.0
Gooding	387	376	7	388.5	Burley	1032	999	13	1028.5	Capital	1588	1523	11	1566.5
Bear Lake	368	364	2	368.0	Sandpoint	1006	977	19	1010.5	Coeur d'Alene	1539	1486	28	1540.5
Buhl	348	321	15	349.5	Bishop Kelly	946	945	0	945.5	Lake City	1534	1487	18	1528.5
Payette	322	300	34	345.0	Mountain Home	919	865	37	929.0	Highland - P	1460	1421	17	1457.5
Marsh Valley	314	299	24	330.5	Wood River	922	899	7	917.5	Canyon Ridge	1449	1388	16	1434.5
Coeur d'Alene Charter	230	221	2	227.5	Lakeland	838	805	37	858.5	Caldwell	1402	1353	21	1398.5
					Shelley	802	787	6	800.5	Nampa	1295	1251	30	1303.0
					Moscow	773	749	20	781.0					
					Emmett	676	669	11	683.5					
					Preston	686	661	6	679.5					

Idaho High School Activities Association

2025 - 2030 Possible Sites & Dates

	2025-26	2026-2027	2027-2028	2028-2029	2029-2030
	Approved	Tentative	Suggested	Suggested	Suggested
GOLF	Oct. 9-10 (6A), Oct. 10-11 (5A)	Oct. 9-10	Oct. 8-9	Oct. 6-7	
6A	RedHawk GC (Mtn View host)	District I	District VI	District II	
5A	Purple Sage GC (Middleton host)	District I	District V	District II	
SOCCER	Oct. 23-25	Oct. 22-24	Oct. 21-23	Oct. 19-21	
6A	Eagle/Rocky Mtn H.S.	Bonneville G/Hillcrest B	Owyhee/Meridian H.S.	Coeur d'Alene G/Sandpoint B	
5A	Columbia B/Middleton G	Sandpoint - Field of Dreams	TBD/Middleton H.S.	Bonneville B/Hillcrest G	
4A	Owyhee/Meridian H.S.	Twin Falls/Burley H.S.	Eagle/Rocky Mtn H.S.	Real Life Turf Fields, Post Falls	
VOLLEYBALL	Oct. 30 - Nov. 1	Oct. 29-31	Oct. 28-30	Oct. 26-28	
6A	Capital H.S.	*Coeur d'Alene H.S.	Mt. America Center - District VI	*Lake City H.S.	*Coeur d'Alene H.S.
5A	Timberline H.S.	*Post Falls H.S.	Mt. America Center - District VI	*Coeur d'Alene H.S.	*Post Falls H.S.
4A	Mt. America Center - District VI	*Lake City H.S.	District V	Mt. America Center - District VI	*Lake City H.S.
3A	Mt. America Center - District VI	Lewiston H.S.	District V	Mt. America Center - District VI	Lewiston H.S.
2A	Post Falls H.S.	Mt. America Center - District VI	Lewis-Clark State College	District III	Mt. America Center - District VI
1A	Coeur d'Alene H.S.	Mt. America Center - District VI	Lewiston H.S.	District III	Mt. America Center - District VI
CROSS COUNTRY	Nov. 1	Oct. 31	Oct. 30	Oct. 28	Oct. 27
	LCSC Orchards, Lewiston	Portneuf, Pocatello	Eagle Island State Park	LCSC Orchards, Lewiston	Portneuf, Pocatello
SWIMMING	Nov. 7-8	Nov. 6-7	Nov. 5-6	Nov. 3-4	
	West YMCA, Meridian	West YMCA, Meridian	West YMCA, Meridian	West YMCA, Meridian	
FOOTBALL	Nov. 21-22	Nov. 20-21	Nov. 19-20	Nov. 17-18	
6A	TBD	TBD	TBD	TBD	
5A	TBD	TBD	TBD	TBD	
4A	TBD	TBD	TBD	TBD	
3A	TBD	TBD	TBD	TBD	
2A	TBD	TBD	TBD	TBD	
1A	TBD	TBD	TBD	TBD	
DRAMA	Dec. 5-6	Dec. 4-5	Dec. 3-4	Dec. 1-2	
	Thunder Ridge H.S.	District III	District I	District V	
GIRLS BASKETBALL	Feb. 19-21	Feb. 18-20	Feb. 17-19	Feb. 15-17	Feb. 14-16
6A	Ford Idaho Center	Ford Idaho Center	Ford Idaho Center	Ford Idaho Center	Ford Idaho Center
5A	Mountain View H.S.	Mountain View H.S.	Mountain View H.S.	Mountain View H.S.	Mountain View H.S.
4A	Skyview H.S.	Skyview H.S.	Middleton H.S.	Middleton H.S.	Skyview H.S.
3A	Kuna H.S.	Bishop Kelly H.S.	Kuna H.S.	Bishop Kelly H.S.	Kuna H.S.
2A	Columbia H.S.	Columbia H.S.	Columbia H.S.	Columbia H.S.	Columbia H.S.
1A	Owyhee H.S.	Nampa H.S.	Owyhee H.S.	Nampa H.S.	Owyhee H.S.
CHEER	Feb. 28	Feb. 26	Feb. 26	Feb. 23	
	Mountain America Center	Mountain America Center	Ford Idaho Center	TBD	
DANCE	Feb. 27	Feb. 27	Feb. 25	Feb. 24	
	Mountain America Center	Mountain America Center	Ford Idaho Center	TBD	
WRESTLING	Feb. 27-28	Feb. 26-27	Feb. 25-26	Feb. 23-24	
	Ford Idaho Center	ICCU Dome	ICCU Dome	Ford Idaho Center	
BOYS BASKETBALL	Mar. 5-7	Mar. 4-6	Mar. 2-4	Mar. 1-3	Feb. 28-Mar. 2
6A	Ford Idaho Center	Ford Idaho Center	Ford Idaho Center	Ford Idaho Center	Ford Idaho Center
5A	Rocky Mountain H.S.	Rocky Mountain H.S.	Rocky Mountain H.S.	Rocky Mountain H.S.	Rocky Mountain H.S.
4A	Eagle H.S.	Eagle H.S.	Eagle H.S.	Eagle H.S.	Eagle H.S.
3A	Capital H.S.	Capital H.S.	Capital H.S.	Capital H.S.	Capital H.S.
2A	Vallivue H.S.	Vallivue H.S.	Vallivue H.S.	Vallivue H.S.	Vallivue H.S.
1A	Caldwell H.S.	Caldwell H.S.	Caldwell H.S.	Caldwell H.S.	Caldwell H.S.
DEBATE	Mar. 13-14	Mar. 12-13	Mar. 10-11	Mar 9-10	
	District III	District V	District III	District VI	
SPEECH	Apr. 10-11	Apr. 9-10	Apr. 7-8	Apr. 6-7	
	Pocatello H.S.	District III	District VI	District IV	
SOLO & ENSEMBLE	May 1-2	Apr. 30-May 1	May 5-6	May 4-5	
	District I/II	District III	District IV	District V/VI	
GOLF	May 11-12	May 17-18	May 15-16	May 14-15	
4A	District III (Homedale)	District II	District V	District I	
3A	Scotch Pines GC (Rimrock host)	District II	District V	District I	
SOFTBALL	May 14-16	May 20-22	May 18-20	May 17-19	
6A	Coeur d'Alene/Lake City H.S.	Thunder Ridge H.S.	Post Falls H.S.	District V	
5A	Post Falls H.S.	Blackfoot H.S.	Coeur d'Alene/Lake City H.S.	District IV	
4A	Filer H.S.	American Falls H.S.	Timberlake H.S.	District IV	
3A	TBD	Capell Park (Malad host)	Moscow H.S.	District IV	
2A	TBD	Quad Park, Caldwell	Genesee H.S.	Quad Park, Caldwell	
BASEBALL	May 14-16	May 20-22	May 18-20	May 17-19	
6A	Memorial Stadium	Melaleuca Field/College of Idaho	Memorial Stadium	Memorial Stadium	Melaleuca Field/College of Idaho
5A	Melaleuca Field	Memorial Stadium	College of Idaho	Melaleuca Field	Memorial Stadium
4A	College of Southern Idaho	Borah H.S.	Melaleuca Field	College of Southern Idaho	Borah H.S.
3A	Northwest Nazarene University	College of Southern Idaho	Borah H.S.	College of Idaho	College of Southern Idaho
2A	Capital H.S./Church Field	Church Field/Capital H.S.	Capital H.S./Church Field	Church Field/Capital H.S.	Capital H.S./Church Field
TENNIS	May 15-16	May 21-22	May 19-20	May 18-19	
6A	Appleton Tennis Complex	Boise Racquet Club	Boise Racquet Club	Appleton Tennis Complex	Appleton Tennis Complex
5A	Boise Racquet Club	Appleton Tennis Complex	Appleton Tennis Complex	Boise Racquet Club	Boise Racquet Club
4A	Ridgevue H.S.	Ridgevue H.S.	Ridgevue H.S.	Ridgevue H.S.	Ridgevue H.S.
TRACK	May 15-16	May 21-22	May 19-20	May 18-19	May 17-18
6A/5A	Mountain View H.S.	Mountain View H.S.	Mountain View H.S.	Mountain View H.S.	Mountain View H.S.
4A/3A/2A	Middleton H.S.	Middleton H.S.	Middleton H.S.	Middleton H.S.	Middleton H.S.

PROJECTED IHSAA 2025-26 BUDGET

	PROPOSED 2025-26	EST ACTUAL 2024-25	PROPOSED 2024-25	ACTUAL 2023-24	PROPOSED 2023-24	ACTUAL 2022-23	PROPOSED 2022-23	ACTUAL 2021-22	PROPOSED 2021-22
REVENUE									
Sponsorships	725,000.00	700,000.00	700,000.00	729,302.07	685,000.00	686,961.29	650,000.00	703,615.51	619,000.00
Catastrophic Ins	140,000.00	139,840.00	140,000.00	140,546.00	142,000.00	143,318.00	140,000.00	121,305.81	140,000.00
Memberships	95,000.00	94,165.00	95,000.00	94,636.00	94,000.00	92,620.00	92,000.00	91,910.00	89,750.00
Activity Cards	265,000.00	270,000.00	247,500.00	253,440.00	240,000.00	246,514.00	230,000.00	209,496.94	190,000.00
Interest/Dividends	2,500.00	38,000.00	2,500.00	52,624.27	2,500.00	18,285.16	2,500.00	(70,951.03)	2,500.00
Fines	0.00	805.00	0.00	675.00	0.00	50.00	0.00	0.00	0.00
Program Ads	0.00	0.00	0.00	0.00	0.00	0.00	1,000.00	600.00	5,000.00
Publications	0.00	0.00	0.00	0.00	0.00	0.00	0.00	0.00	0.00
Miscellaneous	2,500.00	2,500.00	2,500.00	1,001.00	4,000.00	5,069.35	0.00	4,169.19	0.00
All Star Percentage	0.00	0.00	0.00	0.00	0.00	0.00	0.00	0.00	0.00
Hall of Fame	9,500.00	10,346.32	8,500.00	5,673.55	6,500.00	7,452.55	6,000.00	6,148.07	6,000.00
Donations	0.00	0.00	0.00	0.00	0.00	0.00	0.00	0.00	0.00
Officials' Fees	40,000.00	38,000.00	40,000.00	37,103.64	45,000.00	44,535.22	80,000.00	76,695.34	81,500.00
Officials Cards	40,000.00								
Rule Books	100.00	100.00	100.00	120.00	150.00	130.00	150.00	154.26	150.00
Spirit Tech Judges	0.00	0.00	100.00	105.00	200.00	320.00	200.00	100.00	200.00
Speech Arts Judges	0.00	0.00	0.00	0.00	0.00	0.00	1,000.00	976.65	1,000.00
Football	300,000.00	294,794.70	327,000.00	287,364.02	260,000.00	266,383.56	250,000.00	293,233.00	225,000.00
Volleyball	50,000.00	43,234.60	70,000.00	70,737.02	57,500.00	69,954.35	45,000.00	58,476.50	43,000.00
Cross Country	18,000.00	32,667.70	15,000.00	5,935.00	7,500.00	12,110.00	0.00	21,390.00	2,000.00
Swimming	17,500.00	17,580.45	12,500.00	12,550.15	13,000.00	13,826.50	10,000.00	0.00	11,000.00
Boys Basketball	350,000.00	323,780.33	388,500.00	363,644.85	340,000.00	340,598.30	315,000.00	369,851.50	250,000.00
Girls Basketball	185,000.00	185,685.76	164,500.00	152,627.40	150,000.00	151,538.42	135,000.00	152,667.00	130,000.00
Wrestling	160,000.00	157,427.10	155,000.00	150,184.70	140,000.00	141,832.00	120,000.00	140,013.50	105,000.00
Soccer	98,000.00	80,000.00	73,500.00	90,642.20	70,000.00	64,205.59	60,000.00	80,025.03	58,000.00
Track	85,000.00	80,000.00	80,000.00	80,845.95	75,000.00	79,834.50	55,000.00	78,186.30	55,000.00
Softball	40,000.00	50,000.00	50,000.00	34,903.10	45,000.00	57,218.50	35,000.00	45,587.50	25,000.00
Baseball	100,000.00	100,000.00	60,000.00	0.00	0.00	0.00	0.00	0.00	0.00
Dance/Cheer	120,000.00	130,682.05	116,000.00	106,634.90	90,000.00	94,524.24	80,000.00	88,851.00	55,000.00
Speech Arts	100.00	300.00	100.00	425.00	100.00	100.00	1,000.00	1,000.00	800.00
Programs	25,000.00	26,000.00	30,000.00	29,766.71	30,000.00	28,944.22	30,000.00	31,311.82	20,000.00
Vendor Fees	0.00	1,500.00	1,500.00	1,800.00	3,500.00	3,340.00	3,500.00	3,420.00	3,500.00
Broadcast Rights	203,500.00	155,000.00	140,000.00	108,572.45	95,000.00	59,283.00	55,000.00	54,832.00	55,000.00
YEA Contract	27,591.00	27,050.00	27,000.00	26,520.00	26,500.00	26,000.00	26,000.00	26,000.00	26,000.00
Section 7/8	0.00	0.00	0.00	0.00	0.00	0.00	0.00	43,296.60	0.00
Revenue Share	0.00	0.00	10,000.00	0.00	10,000.00	0.00			
TOTAL	\$3,099,291.00	\$2,999,459.01	\$2,956,800.00	\$2,838,379.98	\$2,632,450.00	\$2,654,948.75	\$2,423,350.00	\$2,632,362.49	\$2,199,400.00
SURPLUS/LOSS	\$0.00	\$23,202.05	\$0.00	\$16,192.56	\$0.00	\$29,175.38	\$0.00	\$145,315.01	-\$99,000.00

PROJECTED IHSAA 2025-26 BUDGET

	PROPOSED 2025-26	EST ACTUAL 2024-25	PROPOSED 2024-25	ACTUAL 2023-24	PROPOSED 2023-24	ACTUAL 2022-23	PROPOSED 2022-23	ACTUAL 2021-22	PROPOSED 2021-22
EXPENSES									
Publications	50.00	50.00	500.00	416.60	500.00	542.52	500.00	472.50	250.00
Committees	5,000.00	5,500.00	7,500.00	6,032.86	6,000.00	10,402.99	5,000.00	4,311.51	5,000.00
Board of Directors	65,000.00	65,000.00	62,000.00	59,539.86	60,000.00	61,287.03	53,000.00	48,594.97	44,325.00
Office Supplies	8,000.00	7,500.00	7,500.00	4,817.45	6,500.00	5,302.13	6,500.00	7,582.12	6,500.00
Repair & Maintenance	10,000.00	5,500.00	36,186.00	10,324.11	8,000.00	19,389.06	6,000.00	9,030.00	5,000.00
Xerox Maintenance	6,000.00	6,000.00	8,000.00	5,047.07	6,000.00	6,984.28	6,000.00	5,706.70	5,000.00
Printing	5,000.00	5,000.00	2,000.00	3,642.03	1,750.00	1,113.24	1,500.00	1,550.17	1,000.00
Dues/Subscriptions	14,000.00	11,000.00	12,000.00	9,790.97	10,000.00	9,765.82	10,000.00	9,045.96	10,000.00
Public Relations	5,000.00	12,500.00	5,000.00	12,210.00	3,500.00	4,015.00	3,500.00	3,103.96	3,500.00
Miscellaneous	6,000.00	40,000.00	6,000.00	9,209.25	5,500.00	6,311.58	3,500.00	4,432.60	2,500.00
Intern	0.00	2,559.00	2,500.00	5,406.79	4,000.00	3,500.00	3,500.00	3,200.00	2,500.00
Equipment/Furniture	7,000.00	3,500.00	15,000.00	15,838.83	10,000.00	14,299.29	25,000.00	6,296.36	75,000.00
Automobile	5,000.00	4,500.00	5,000.00	6,395.91	3,500.00	3,752.41	3,500.00	2,935.02	35,000.00
Utilities	9,000.00	9,000.00	8,000.00	7,071.82	7,500.00	10,643.64	8,000.00	6,467.61	7,500.00
Telephone/Internet	5,000.00	4,000.00	4,000.00	7,145.30	10,000.00	10,412.54	9,500.00	8,400.65	9,000.00
Bank Charges	300.00	300.00	200.00	272.84	300.00	295.91	200.00	274.49	100.00
Travel	50,000.00	45,000.00	45,000.00	37,030.76	35,000.00	33,612.39	25,000.00	30,822.51	15,000.00
Catastrophic Ins.	179,000.00	178,962.14	175,000.00	174,305.66	172,000.00	171,345.11	185,000.00	171,345.11	165,000.00
Legal	13,000.00	10,000.00	10,000.00	1,909.50	10,000.00	5,829.62	10,000.00	997.50	10,000.00
Accounting	12,500.00	11,100.00	11,000.00	10,250.00	10,000.00	9,345.00	8,500.00	8,000.00	8,000.00
Postage	6,500.00	6,000.00	6,500.00	6,025.80	6,500.00	6,106.57	6,000.00	5,767.82	6,000.00
Hall of Fame	30,000.00	28,252.35	26,000.00	22,902.33	22,000.00	20,926.36	23,000.00	20,295.83	23,000.00
Insurance	16,500.00	15,000.00	16,500.00	15,950.00	13,000.00	12,656.00	14,000.00	12,817.00	12,000.00
Section 7/8	0.00	0.00	0.00	0.00	0.00	0.00	0.00	44,700.91	5,000.00
Website Expense	8,000.00	11,185.00	7,500.00	6,195.00	7,000.00	6,445.00	7,000.00	6,195.00	7,000.00
Salaries	560,000.00	520,000.00	508,314.00	492,745.01	472,500.00	450,391.34	439,065.00	439,715.79	409,716.00
Payroll Expenses	115,000.00	101,155.00	97,100.00	92,963.00	88,000.00	88,227.48	86,100.00	83,826.80	84,275.00
Employee Benefits	110,000.00	95,000.00	99,500.00	91,506.35	94,000.00	87,368.65	86,500.00	79,853.75	82,050.00
Contract Labor	8,000.00	8,000.00	7,000.00	7,650.00	5,000.00	5,600.00	5,000.00	4,800.00	5,000.00
Education/Training	1,000.00	0.00	2,000.00	99.00	2,000.00	380.00	2,500.00	0.00	2,500.00
Officials Cert. Materials	28,000.00	28,000.00	45,000.00	44,794.76	37,500.00	34,913.98	48,000.00	43,771.95	45,000.00
Rule Clinics	27,000.00	27,000.00	30,000.00	28,242.36	25,000.00	24,746.31	23,000.00	22,980.20	22,000.00
Background Checks	0.00	0.00	0.00	0.00	0.00	0.00	4,000.00	18,373.00	14,000.00
Officials Training	2,500.00	1,000.00	3,500.00	1,415.87	2,500.00	0.00	0.00	0.00	0.00
Officials' Insurance	45,000.00	44,787.00	44,000.00	40,872.00	42,000.00	36,970.00	30,000.00	34,849.00	30,000.00

PROJECTED IHSA 2025-26 BUDGET

Referee/Judges	325,000.00	315,000.00	315,000.00	272,643.79	285,000.00	269,333.59	230,000.00	231,471.65	180,000.00
Team Reimbursement	120,000.00	100,000.00	120,000.00	115,374.98	110,000.00	104,016.44	125,000.00	140,620.16	105,000.00
On-Site Expenses	695,441.00	685,000.00	650,000.00	659,304.69	565,400.00	616,903.59	480,985.00	526,937.20	461,684.00
Programs	10,000.00	10,000.00	10,000.00	10,228.31	10,000.00	9,434.92	6,500.00	1,800.62	6,000.00
Awards	120,000.00	120,000.00	119,500.00	117,758.28	105,000.00	104,871.31	95,000.00	97,965.87	90,000.00
Sweatshirts	270,000.00	260,000.00	255,000.00	259,725.44	235,000.00	244,812.94	225,000.00	224,493.16	225,000.00
Milk/Milk Crew	11,500.00	10,000.00	12,000.00	10,480.00	12,000.00	11,282.00	8,000.00	7,500.00	0.00
Interscholastic Star/SAC	30,000.00	29,000.00	30,000.00	35,800.50	28,000.00	28,065.34	25,000.00	28,699.24	17,000.00
Sales Tax	80,000.00	75,000.00	80,000.00	77,797.46	75,000.00	74,171.99	80,000.00	77,042.79	56,000.00
Pixellot Reimbursement	75,000.00	59,906.47	50,000.00	25,054.88	20,000.00	0.00			
TOTALS	\$3,099,291.00	\$2,976,256.96	\$2,956,800.00	2,822,187.42	2,632,450.00	2,625,773.37	2,423,350.00	2,487,047.48	2,298,400.00

2026-28 IHSAA MEMBER SCHOOLS*

District	6A 1400 & Above	5A 1399-700	4A 699-350	3A 349-175	2A 174-90	1A 89 & below
I (19)	Coeur d'Alene Lake City Post Falls	Lakeland Sandpoint	Bonnors Ferry Timberlake	CdA Charter Kellogg Priest River St. Maries	Clark Fork Genesis Prep Lakeside North Idaho STEM Wallace	Coeur du Christ Kootenai Mullan
II (19)		Lewiston Moscow		Grangeville Orofino	Clearwater Valley Kamiah Lapwai Logos Potlatch Prairie Troy	Culdesac Deary Genesee Highland-C Kendrick Nezperce St. John Bosco Timberline-W
III (56)	Boise Borah Capital Centennial Eagle Kuna Meridian Middleton Mountain View Owyhee Ridgevue Rocky Mountain Timberline-B	Bishop Kelly Caldwell Columbia Nampa Skyview Vallivue	Cole Valley Christian Emmett Fruitland Homedale McCall-Donnelly Renaissance Weiser	Ambrose Compass Charter Idaho Arts Charter Liberty Charter Marsing Melba Nampa Christian New Plymouth North Star Charter Parna Payette Sage Int'l - Boise Victory Charter Vision Charter	Garden Valley Idaho City Notus Riverstone Int'l Tri-Valley (Cambridge/Midvale) Wilder	Cascade Centennial Baptist Council Gem State Greenleaf Friends Horseshoe Bend Meadows Valley Rimrock Sage Int'l - Middleton Salmon River
IV (32)	Canyon Ridge	Burley Jerome Minico Mountain Home Twin Falls Wood River	Filer Gooding Kimberly	Buhl Declo Sun Valley Comm Wendell	Castleford Glenns Ferry Hagerman Magic Valley Murtaugh Oakley Raft River Shoshone Valley Xavier Charter	Bliss Camas County Carey Dietrich Hansen ISDB Lighthouse Christian Richfield
V (17)	Highland - P	Century Pocatello	American Falls Bear Lake Preston Snake River	Aberdeen Malad Marsh Valley Soda Springs West Side	Grace	Grace Lutheran North Gem Rockland Sho-Ban
VI (26)	Madison Rigby Thunder Ridge	Blackfoot Bonneville Hillcrest Idaho Falls Shelley Skyline	South Fremont Sugar-Salem Teton	Alturas Prep Firth North Fremont Ririe Salmon West Jefferson	Butte County Challis Taylor's Crossing	American Heritage Clark County Leadore Mackay Watersprings
(169)	(21)	(24)	(19)	(35)	(32)	(38)

* Refer to sport specific classification & alignment for individual school classification

Middleton School District #134



Johnny Hullinger, Principal
Reed Yancey, Assistant Principal
Katie Anzalone, Assistant Principal
Stacy Kastler, Assistant Principal
Andy Ankeny, Athletic Director

Nola Barningham, Counselor
Amy Jensen, Counselor
Vicky Shubert, Counselor
Angelee Davis, Counselor

April 23, 2025

IDHSAA Board of Directors,

I hope this letter finds you well. I am writing to you on behalf of our Middleton High School girls basketball program. Our girls' basketball program would like to respectfully request your consideration in allowing our team to petition from 5A to 6A division (mid-cycle) for the upcoming year. We believe this adjustment is necessary due to our current situation, which I will outline below, and we are confident that this change would benefit not only our program but also the broader basketball community.

As you are aware, Middleton High School has a strong tradition of promoting athletic excellence, teamwork, and sportsmanship. However, recent circumstances have presented unique challenges that have significantly impacted our ability to compete effectively in our current division. These challenges include:

1. An ongoing concern regarding frequent requests from fellow Athletic Directors and school principals to alter our team's style of play in order to limit the margin of victory during athletic competitions. While we value sportsmanship and the integrity of interscholastic athletics, we believe that consistently being asked to modify our competitive approach undermines the efforts, preparation, and achievements of our student-athletes. Our coaching staff is committed to upholding the highest standards of respect and fair play, ensuring that all contests are conducted with dignity for both teams.
2. The significant disparity in competitive balance not only limits the growth and motivation of our student-athletes, but also diminishes the overall quality of the athletic experience for all participants. We believe that placement in a more appropriately competitive division would better serve the developmental needs of our athletes and foster a more equitable and challenging environment for all teams.

Middleton School District #134

By moving our girls' basketball program to the 6A division, we believe we can address these challenges and create a more competitive and fulfilling experience for our student-athletes. Some of the benefits of this transition include: enhanced competition, increased opportunities, fair and balanced play.

We understand that such a decision requires careful consideration, and we are more than willing to provide additional information or meet with the board to discuss our request in greater detail. Our coaching staff, administration, and athletic department are fully supportive of this move and are prepared to make any necessary adjustments to ensure a smooth transition into the 6A division.

Thank you for taking the time to review this request. We are committed to the success of our student-athletes and are confident that this change will have a positive impact on their development, as well as on the overall competitive landscape of the division. We greatly appreciate your consideration and look forward to your response.

Please feel free to contact me at 909-451-1296 or email aankeney@msd134.org if you have any questions or require further information.

Sincerely,

Andy Ankeny

Athletic Director

MIDDLETON HIGH SCHOOL

IHSAA Rule 2-5-1: 40% Bracket with Rule of 7 Team Percentage

Group	stay status quo	5 Representation	Bracket
Overall	2.9	3.78	2.79
Superintendents	3.32	3.48	3.24
Principals	2.92	3.8	2.81
Head Coach	2.58	3.97	2.76
Activities Director	3	3.72	2.53
District I	2.26	4.69	2.06
District II	2.6	4.25	2.12
District III	3.23	2.79	3.58
District IV	3.19	3.87	2.58
District V	2.36	4.23	2.39
District VI	3.09	4	2.83
1A	2.88	4.46	2.35
2A	2.77	4.05	2.3
3A	3.22	3.76	2.7
4A	3.47	3.61	2.67
5A	2.91	4.06	2.53
6A	2.87	2.78	3.67
Boys Basketball	2.71	3.91	2.34
Boys Soccer	2.8	4.1	2.73
Girls Basketball	2.56	3.88	3
Girls Soccer	2.47	3.87	3.07
I'm not a coach	3.03	3.7	2.83
Softball	2.89	3.2	3.67
Volleyball	2.69	4.06	2.48